



Olivehurst Public Utility District
Advanced Meter Infrastructure Project
Olivehurst, CA

ADDENDUM 2

February 20, 2024

This addendum is for all persons preparing bids (BIDDER) for the above referenced project and as such shall be considered final Bid document package as if they were originally provided therein.

All changes (CHANGE), deletions (DELETE) and/or additions (ADD) to the Bid herein shall be included in the BIDDER's proposal. In case of any conflict between original Bid and this addendum, this addendum shall govern (with attached Bid documents).

Below are a list of highlighted Bid Updates.

- 1.) Bid identifies Contractor Class needed for bid (Class A & C10) - Sheet 1 of 100
- 2.) Revised language for Bid Bond request. - Sheet 19 of 100
- 3.) Language update and requirements from original of **Substitution of Security to Security in Lieu of Retention**. - Sheet 23 of 100
- 4.) Liquidated damages updated from \$100 to \$1500. - Sheet 28 of 100
- 5.) Update Payment schedule per Prompt Payment Act (Cal. Bus. Prof. Code §7108.5. and Cal. Pub. Contract Code §§10261.5, 10262, and 10853) - Sheet 4,31 of 100
- 6.) Updated documents for Performance and Payments & Labor Bonds. - Sheet 40-48 of 100

Swarnjit Boyal

Swarnjit Boyal
Olivehurst Public Utility District
1970 9th Ave
Olivehurst, CA 95961
(530) 682-0736

OLIVEHURST PUBLIC UTILITY DISTRICT

Our mission is to provide high quality services to enhance our community's quality of life.



BOARD OF DIRECTORS

Dennise Burbank John Floe Mary Jane Griego Lacy Nelson Marc Perrault

GENERAL MANAGER

John Tillotson, P.E.

February 5, 2024

To: All Bidders

From: Swarnjit Boyal, MS, Public Works Engineer, OPUD

RE: RFB for Olivehurst Public Utility District Advanced Meter Infrastructure Project Bid

All,

The Olivehurst Public Utility District will be accepting bids for the construction, installation, and software support of the following items:

BID ITEMS REQUEST – OLIVEHURST PUBLIC UTILITY DISTRICT ADVANCED METER INFRASTRUCTURE PROJECT BID		
Item No.	Est. Qty	Description
1	2	M400B2 Basestation (or equivalent)
2	2	Communication Backhaul
3	1	M400B2 Basestation (or equivalent) Installation at Water Tower Site. Note no interference of radio frequency may occur with existing infrastructure in term of installation of basestation. This includes all trench cost associated with Electrical conduit to tower.
4	1	M400B2 Basestation (or equivalent) Installation at New Tower Site - Includes New 80' Universal Aluminum Tower and all trench cost associated with Electrical conduit to tower.
5	1	M400B2 Basestation (or equivalent) Certification
*6	2,750	520M Single Port SmartPoint Radio Transmitters (or equivalent) (PURCHASE ONLY , no installation required)
*7	825	520M Dual Port SmartPoint Radio Transmitters (or equivalent) (PURCHASE ONLY , no installation required)
8	1	12-Month Performance and Payment Bond
9	1	Regional Network Interface (RNI) Software as a service (SaaS) Setup (or equivalent)

Addendum 1,
dated 2/16

Addendum 1,
dated 2/16

**BID ITEMS REQUEST – OLIVEHURST PUBLIC UTILITY DISTRICT
ADVANCED METER INFRASTRUCTURE PROJECT BID**

Item No.	Est. Qty	Description
10	1	Regional Network Interface (or equivalent) Training
11	1	Sensus Analytics System (or equivalent) Setup
12	1	Sensus Analytics (or equivalent) Basic Integration
13	1	Sensus Analytics (or equivalent) Training
14	1	Network Implementation/ Consumer portal system set-up (with current District Billing software in conjunction with proposed AMI System). District Billing software upgrade is separate from this bid.
15	1	Annual Hosted RNI (or equivalent) Software-as-a-Service, Water Only (2 years) - (This bid will include first two years for this contract, known as initial start-up system integration and maintenance plus bug defusing, please send separate spreadsheet on cost for years 3-5).
16	1	Annual Sensus Analytics Enhanced (or equivalent) - Water Only (2 years) (This bid will include first two years for this contract, known as initial start-up system integration and maintenance plus bug defusing, please send separate spreadsheet on cost for years 3-5).
17	1	Annual Sensus Analytics (or equivalent) Text Messaging Fee (communication and relay to operators, first 2 years) - (This bid will include first two years for this contract, known as initial start-up system integration and maintenance plus bug defusing, please send separate spreadsheet on cost for years 3-5).
18	2	Annual M400 Basestation (or equivalent) Extended Warranty (2 years) - (This bid will include first two years for this contract, known as initial start-up system integration and maintenance plus bug defusing, please send separate spreadsheet on cost for years 3-5).
19	1	2-year Support – From local representative which includes over the phone, in person, and remote access. (This bid will include first two years for this contract, known as initial start-up system integration and maintenance, please send separate spreadsheet on cost for years 3-5).

- **NOTE, FOR ITEM 6 & 7** – EXISTING METER AND RADIO MUST BE ABLE TO READ ON ONE SOLUTION/ ONE SYSTEM/ONE NETWORK. IF BIDDER IS PROVIDING SEPARATE RADIO READ THAN REQUESTED, TOTAL AMOUNT OF RADIO READS WOULD NEED TO INCLUDE AN ADDITIONAL 2,015 SINGLE PORTS, 800 DUAL PORTS (IN LIEU OF WHAT'S BEING REQUESTED), WHICH THEN WOULD BE EQUIVALENT TO 8,015 TOTAL CONNECTIONS WORTH. THIS WOULD EQUAL TO 4,765 SINGLE PORTS & 1,625 DUAL PORTS. REPLACE ITEM 6 = 4,765 & REPLACE ITEM 7 = 1,625.

Bids will be accepted up through 2:00 pm **on March, 13th 2024** at which time bidding will close. Bid will be opened right after the same day.

Thank you very much for your interest in the project.

SECTION I – AMI Project

I. Project Background:

Olivehurst PUD primary objective is to contract with a qualified vendor to provide an Advanced Metering Infrastructure (AMI) System for Water Utilities. This Request For Bid (RFB) will cover a system-wide fixed network implementation. Olivehurst PUD wishes to obtain a system that provides the best long-term value over the system’s lifetime, while providing hourly readings (24 readings per day for 20 years). For reliability and meter reading integrity, the Bidder shall be the sole source of the different components of the system deriving - if possible - from one manufacturer (water endpoints, contracting work, meter reading equipment and meter reading software).

The Bidder shall provide all hardware and software that together comprise the proposed AMI system (District will be responsible to work with their billing software for integration with selected vendor or AMI Integration). This includes meters, meter registers (in the case of retrofits), meter interface units, wire and wire connectors, data collection units, handheld programmers (if necessary), AMI control computers, a meter reading database or meter data management system (MDMS), and related software and interfaces.

The bid must include all costs for network deployment and data collector unit installation, configuration, testing and training. All site preparation and installation costs must be reflected in the data collection unit pricing.

Respondents must provide at least five (5) AMI references using the proposed system and that have been installed or supported by the respondents for over two years. Include how long the system has been in operation, the total size of the utility, and how many endpoints are currently deployed.

This project is funded via the Stat State of California (Department of Water Resources) through the Urban Community Drought Relief Grant. OPUD will pay the awarded bidder per the Prompt Payment Act (Cal. Bus. Prof. Code §7108.5. and Cal. Pub. Contract Code §§10261.5, 10262, and 10853). OPUD encourages progress payments and are recommended for submittal on a monthly basis.

**Addendum 2,
dated 2/19.**

About the Buyer

OPUD, or the “BUYER” is a special district that operates water, sewer, and parks located in Olivehurst, California within Yuba County. The District currently has roughly 8,015 service connections.

Administrator

OPUD General Manager or District Engineer will be the Contract Administrator for this project.

II. General Scope:

Each prospective bidder will submit a bid for installing and providing full functioning AMI system that's outlined in this bid, which includes but is not to be limited to:

Construction and installation of equipment as specified and listed above with a full turnkey system. The bid will be **awarded to lowest responsible bidder** that meets all the qualifications and requirements listed in technical specifications.

We highly encourage prospective bidder to fully go through the documents, plans, and specifications for what is required on this project.

General Provisions/Requirements:

Addendum 1,
dated 2/16

- This will be a prevailing wage project. Bidders cost shall include sales tax.
- Bidders submitting a bid for this work shall first examine (highly encouraged but not required) the site of the proposed work at the pre voluntary meeting. Pre-Voluntary site visit will be conducted **on Tuesday, February 20th, 2024 at 10 AM**. No make-up dates will be provided (unless specifically requested to OPUD and deemed necessary). Note bidders can submit bid without walkthrough. We will start the meeting at the office at 1970 9th ave and proceed to move to the Plumas Water Treatment Plant for location of tower installation.
- Bidder will be required to sign an OPUD standard contract (attached).
- Contractor qualifications: Company specializing in performing this type of work with a minimum of three (3) years' experience of similar project with product being supplied. Contractor will be required to supply contact information for a minimum of **FIVE (5)** AMI references using the proposed system that have been installed or supported by the bidder for over two years for those entities having previously contracted with bidder for similar projects.
- Client should be factory certified and be able to provide start up services and training to the owner/client without added expense of factory start up services not identified already on the bid list.
- *Products requiring electrical connection:* Listed and classified by Underwriters' laboratories (UL) suitable for the purpose specified and indicated.
- Bidder to furnish any required equipment not listed in the equipment lists provided above, transportation, and special or occasional services as required to effect a complete delivery as shown on the Drawings and described in this RFB and as specified and required by the manufacturer.
- Equipment not listed with these specifications or on drawings as furnished by the equipment supplier, but required for the complete purchase and delivery of the equipment shall be furnished by the contractor.
- Deliver all equipment in accordance with manufacturer's instructions and recommendations unless otherwise noted. If specified delivery is contrary to manufacturer's instructions, cease delivery of affected components or systems. Notify District Engineer and do not resume delivery without clear instructions.
- General: The bid awardee shall test equipment delivered in order to show that it complies with specified requirements. Testing shall be done in a manner approved by the District Engineer.
- Contractor shall, at his expense, make the AMI system operational and make test adjustments, and corrections, until it is shown to be in proper operation condition.

- Bidder must provide the necessary electrical connection (including trenching requirement) connecting to AMI system/base station per this bid.

Equipment List and Location for Plumas Lake Water Treatment Plant and Olivehurst Public Utility District

The Plumas Lake WTP is located at 1074 Algodon Rd, Olivehurst, CA 95961. For equipment list, see attached equipment list above and drawings attached. A representative from OPUD will be available to inspect the layout of the equipment prior to the placement. This will be the site location and installation for 80' AMI tower and associated equipment.

The Olivehurst Public Utility District office is located at 1970 9th Ave., Olivehurst, CA 95961. The existing water tower is located onsite. Equipment for AMI system will be directly mounted to the tower.

III. Submission Requirements

- A. To be considered, submit one (1) SEALED hard copy of the original response, in 8 ½" by 11" format.
- B. Submission Deadline and Location: Bids must be submitted to Swarnjit Boyal, Public Works Engineer, at the address listed below by 2:00PM, **March 13, 2024**

Olivehurst Public Utility

1970 9th Ave.

Olivehurst, CA 95961

- C. Required Information: Please submit the following information in the order requested:

This section outlines the information that must be included in your bid. Vendors should review this list to ensure that their bids include all requested information prior to submission.

1. The bid must be signed and dated by a representative of the vendor's company who is authorized to negotiate contracts.
2. Vendors submitting bid should allow for normal mail or delivery time to ensure timely receipt of their bid.
3. Failure to include any of the requested information within your bid may result in rejection/disqualification.
4. No negotiations, decisions, or actions shall be executed by the bidder as a result of any discussions with any OPUD official, employee and/or consultant. Only those transactions provided in written form by OPUD may be considered binding. Also, OPUD will honor only written and signed transactions from bidders.
5. The costs of preparation and delivery of the bid are solely the responsibility of the bidder. No payments shall be made by the buyer to cover costs incurred by any bidders in the preparation of or the submission of a bid in response to this RFB or any other associated costs.
6. The contents of each vendor's bid, including technical specifications for hardware and software, and hardware and software maintenance fees, shall remain valid for a minimum of 120 calendar days from the bidder due date.

7. Please note that OPUD may choose not to purchase all the applications, or all the equipment listed in this RFB and reserves the right without any penalties upto 25% of the bid.
8. OPUD will be awarding a contract to a single vendor for all core applications. Vendors are allowed to provide a bid that includes subcontractors, but OPUD will be entering into a single agreement with one vendor acting as Prime. The Prime contractor will be responsible for the timeliness, quality, and deliverables provided by any subcontractors under the Prime contractor's agreement.

IV. Limitations

- A. This request does not commit OPUD to the award of a contract, or to pay any costs incurred in the preparation of a response to this request.
- B. OPUD may or may not require the prospective proposer to participate in negotiations and to submit additional technical information or other revisions to their BID as may result from the negotiations.
- C. OPUD reserves the right to reject any or all bids, to waive informalities, to request additional information and to award a contract deemed most advantageous for OPUD.
- D. OPUD reserves the right to award bids in whole or part when deemed to be in the best interest of the City. Bidder shall state on their bid form if their bid is "all or none", otherwise it shall be considered as agreeing to this section.

V. Minimum Requirements of Bidder

- A. Bidders shall be considered only from firms normally engaged in performing the type of work specified within this RFB. In the determination of the evidence of responsibility and ability to perform the required services by the bidder, OPUD shall determine whether the evidence of responsibility and ability to perform is satisfactory. OPUD reserves the right to reject any or all bids.
- B. Previous experience in the performance of projects of a similar nature to ensure timely and efficient completion.
- C. Bidder shall have in-house Project Management and Technical Support staff to assist during project implementation and after project completion.
- D. The individual/firm warrants that he/she is fully qualified, with adequate personnel and experience to undertake the services required within a reasonable time.
- E. The bidder shall be an equal employment opportunity employer and shall adhere to any applicable local, state or federal affirmative action requirements.

Addendum 1,
dated 2/16

VI. Criteria for Evaluation and Award

The successful bidder will be **awarded to lowest responsible bidder** that meets all the qualifications and requirements listed in technical specifications.

VII. Incurred Expenses

OPUD is not responsible for any expenses which bidders may incur in the preparation and submittal of bids requested by this RFB, including but not limited to, costs of travel, accommodations, interviews or presentation of bidss.

Technical Specifications

- A. AMI System Overview

1. To protect and guarantee frequency interference levels over the 20-year life span of the system, FCC Part24 or Part 90 approved primary use licensed spectrum is required.
2. Preference shall be given to systems using higher transmit power for signal reliability. Note, current leaser of existing tower (near 1970 9th Ave) resides with AT&T. Selected bidder must coordinate with AT&T in order to confirm no interference with any existing systems currently occupied within existing tower. Other users on existing tower are T-mobile. OPUD has included the latest improvements and plans per AT&T antenna's improvements from 2018 in the Attachments. OPUD also has included the latest improvements and plans per T Mobile's existing Antenna's on Tower.
3. Describe the RF modulation used by the Endpoints (narrow band, spread spectrum, etc.). What are the advantages of this type of modulation? Is this modulation "off the shelf" or is it designed specifically for AMI applications? Can the transmissions be easily decoded by commercially available RF equipment?
4. Preference given to AMI system that is capable of being read through AMR if necessary.
5. Bidder must provide an official RF Propagation Study from a licensed RF engineer or engineering firm that displays exact location and height of all data collection equipment and coverage patterns.
 - a. The system components must provide for a meter read over a 4-day window for at least 98.5% of all meters in the service area.
 - b. The system study component must identify all required collection infrastructure required for system operation.
 - c. The system study component must identify any and all areas that are not covered in the propagation study. The bidder shall provide and install any additional data collection equipment (receivers, collectors) required after endpoint deployment to achieve the coverage depicted in the RF propagation study.
6. What provisions does the bidder provide to ensure that the Utility will not have to purchase additional collector infrastructure due to system underperformance?
7. AMI System must be capable of performing remote disconnection of water services.
8. Preference shall be given to systems which require the least amount of collection infrastructure while still providing overlapping coverage for redundancy.
9. The system selected must have a 20-year operational life span. What warranties are offered on the Infrastructure? Please provide. Is this warranty nationally published, or is the warranty being provided on a case-by-case basis? Please provide clarification.
10. To avoid obsolescence and to allow for new technologies to be implemented, the infrastructure must utilize a configurable architecture that is capable of being updated and/or reconfigured remotely. How does your system allow for new technologies? Please provide information.
11. The Utility wishes to maintain a Fixed Base Support and Extended Maintenance contract with the system Proposer.
12. Outline specifically what is covered by the proposed Fixed Base Support and Extended maintenance contract. Does the contract include extended maintenance on the data collection units and overall network?

B. Water Endpoints

Pit or Vault Applications

1. The endpoint shall be water submersible, capable of operating in 100% condensing humidity and provides operating temperature range of -22 F to 185 F (-30 C to 85C).
2. The endpoint antenna shall be configured to be installed through the industry standard 1¼" inch hole in a pit lid with no degradation of transmission range. The antenna will be capable of mounting to various thicknesses of pit lids from ½" to 1 ¾" inch.
3. Preference will be given to systems which can connect to meters without wire cutting or splicing.
4. Endpoints shall provide a 20-year warranty while delivering hourly readings (24 readings per day).
5. To avoid obsolescence and to allow for new technologies to be implemented, the endpoint must be capable of 2-way RF communication allowing firmware to be updated and settings to be reconfigured over the air.
6. AMI water endpoints must operate on FCC primary use licensed spectrum.
7. AMI water endpoints must be capable of being mounted through either plastic or iron meter pit lids.

C. Water Meters Information

5/8" – 1" Residential Meter Specifications

1. Type (SR II)

OPUD currently employs solid state, battery operated electromagnetic flow measurement system with a hermetically sealed, glass covered, electronic register with a programmable 9-digit display. This meter assembly is intended where measurement of both domestic and fire service water usage is desired.

2. Register

The register is an electronic device encapsulated in glass with 9 programmable digits utilizing a liquid crystal display (LCD). It will have indicators for flow direction, empty pipe, battery life and unit of measurement. The register must be hermetically sealed with a heat tempered glass cover and be tamper resistant. The register shall not be removable from the measuring sensor. The register shall utilize magnetic coupling technology to connect to a touch read, radio read or fixed base meter reading system in either an inside or pit set installation.

3. Certifications And Marking

All sizes of meter packages shall be UL (Underwriters Laboratories) Listed approved as being accepted for use on fire service lines and domestic water use. For such applications, the meter shall be identified indicating such acceptance.

1 ½" – 2" Residential Meter Specifications

1. Scope

These specifications set forth the cold water meters used in residential settings, including the following potential service applications and general considerations:

- Intended where a moderately wide flow range is anticipated
- Measurement of water usage for typical billing applications
- Measurement intended for typical commercial, residential and industrial applications
- Measurement of constant low to extended high flow usage

2. Performance

The meter assembly shall have performance capability of continuous operation up to the rated maximum flows as listed below without affecting long-term accuracy or causing any undue component wear. Maximum headloss through the meter / strainer assembly shall not exceed those listed in the following table per meter size.

3. Operating Characteristics

METER SIZE	LOW FLOW (95% Min.)	OPERATING RANGE (98.5 - 101.5%)	PRESSURE LOSS (Not to Exceed)
1 1/2"	.75 GPM	2 to 150 GPM	6.7 PSI @ 150 GPM
2"	1.0 GPM	2.5 to 200 GPM	7.0 PSI @ 200 GPM
2" without strainer	1.0 GPM	2.5 to 200 GPM	4.4 PSI @ 200 GPM

4. Electronic Register

The meter’s register is all-electronic and does not contain any mechanical gearing to display flow and accurate totalization. The electronic register includes the following partial list of features:

- AMR resolution units fully programmable
- Large, easy-to-read LCD display
- 10-year battery life guarantee

VIII.

IX. Bid Format

Please include the following items in the order listed below:

- Cover Letter
- Table of Contents
 - Executive Summary
 - Company Information
 - Application Software and Hardware Information
 - Project Management, Implementation, and Conversion
 - Maintenance and Support
 - Training and Education
 - References
 - Cost of bid

X. Bid Terms and Conditions

A. Request for Bid Format

Bids must be made in strict accordance with the RFB format provided herein.

B. Bulletins and Addenda

Any bulletins or addenda to the Bid specifications issued during the period between issuance of

the RFB and receipt of bids are to be considered covered in the Bid and in awarding a contract they will become a part thereof. Receipt of bulletins or addenda shall be acknowledged by vendors in their bid cover letter.

C. False or Misleading Statements

If, in our opinion, a bid contains false or misleading statements or references that do not support a function, attribute, capability, or condition as contended by the vendor, the entire bid shall be rejected.

D. Clarification of Bid

We reserve the right to obtain clarification of any point in a vendor's bid or to obtain additional information necessary to properly evaluate a particular bid. Failure of a vendor to respond to such a request for additional information or clarification may result in rejection of the vendor's bid.

E. Responsiveness

Bids should respond to all requirements of this RFB to the maximum extent possible. Vendors are asked to clearly identify any limitations or exceptions to the requirements inherent in the proposed system. Alternative approaches will be given consideration, if the approach clearly offers us increased benefits.

F. Rejection of Bid

Bids that are not prepared in accordance with these instructions to vendors may be rejected/disqualified. If not rejected, the OPUD may demand correction of any deficiency and accept the corrected Bid upon compliance with these instructions to proposing vendors.

G. Bid Modifications

Any bidder may modify their bid by written or fax communications up to two days prior to the closing time. The written or fax communication should not reveal the bid price as this will not be known until the sealed bid is opened.

H. Late Submissions

Regardless of cause, late qualifications will not be accepted and will automatically be disqualified from further consideration. It shall be the Vendor's sole risk to assure delivery at the designated office by the designated time. Late qualifications will not be opened and may be returned to the Vendor at the expense of the Vendor or destroyed if requested.

I. Acceptance of Bids

The contents of the bid of the successful bidder will become, at our option, a contractual obligation if a contract ensues. Failure of the successful bidder to accept this obligation may result in cancellation of the award.

Bids submitted are offers only and the decision to accept or reject is a function of quality, reliability, capability, reputation, and expertise of the proposing vendors. OPUD reserves the right to terminate the selection process at any time and to reject any or all bids.

OPUD reserves the right to accept the BID that is, in its judgment, the best and most favorable to the interests of OPUD and to the public; to reject the low price bid; to accept any item of any BID; to reject any and all bids; and to waive irregularities and informalities in any bid submitted or in the RFB process, provided; however, the waiver of any prior defect or informality shall not be considered a waiver of any future or similar defect or informality. Proposing vendors should not rely upon or anticipate such waivers in submitting their bid.

SECTION II – ANTI-COLLUSION AFFIDAVIT

STATE OF: _____

COUNTY OF: _____

_____, being duly sworn deposes and says that:

1. He/She/They/Them is the _____ of _____ submitting the attached bid;
2. He is fully informed respecting the preparation and content of the attached bid and of all pertinent circumstances respecting such bid;
3. Such bid is genuine and is not collusive or sham bid;
4. Neither the said bidder, nor any of its officers, partners, owners, agents, representatives, employees or parties interested, including this affidavit, has in any way collude, conspired, connived or agreed, directly or indirectly, with any other bidder firm or person to submit or to refrain from bidding in connection with such contract, or has in any manner, directly or indirectly sought by agreement or collusion or communication or conference with any other bidder, firm or person to fix and overhead, profit, or cost element of the bid price of any other bidder to secure through collusion, conspiracy, connivance or unlawful agreement any advantage against the Olivehurst PUD, or any person interested in the proposed contract; and
5. The price or prices quoted in the attached bit are fair and proper and are not contained by any collusion, conspiracy, connivance or unlawful agreement on the party of the bidder or any of its agents, representatives, owners, employees or parties, in interest, including this affiant.

(Contractor)

Subscribed and sworn to before me,

This _____ day of _____, 200____.

Notary Public _____

All communications regarding this project, including questions related to this Request for Bid, shall be submitted in writing to Swarnjit Boyal, Public Works Engineer, by 2:00 p.m. on 3/06/2024 at: Swarnjit Boyal sboyal@opud.org

Sincerely,

A handwritten signature in black ink that reads "Swarnjit Boyal". The signature is written in a cursive, slightly slanted style.

Swarnjit Boyal, MS, Public Works Engineer
Olivehurst Public Utility District
530-743-8573 - Office
530-682-0736 - Cell
sboyal@opud.org - Email

PROPOSAL (BID)

OLIVEHURST PUBLIC UTILITY DISTRICT

Name of BIDDER _____

Business Address _____

The undersigned, as BIDDER, declares that the only persons or parties interested in this BID as principals are those named herein; that this bid is made without collusion with any other person, firm or corporation; that he has carefully examined the location of the work, the annexed bid form of agreement, and the plans and specifications therein referred to; and he proposes and agrees, if this bid is accepted, that he will contract with the owner in the form of the copy of the agreement annexed hereto, to provide all necessary machinery, tools, apparatus and other means of construction, and to do all the work and furnish all materials specified, in the manner and time prescribed, and according to the requirements of the owner as set forth, and that he will take in full payment therefore the following lump sum for the complete work, based on the attached hereto estimated quantities, to wit:

Contractor agrees to supply and/or to perform all the work described below and as instructed by the District Engineer in a good workman like manner for the following item

Line No.	Item	Quantity	Unit price	Total
AMI System				
Network Infrastructure, Setup, equipment, and Configuration				
1	M400B2 Basestation (or equivalent)	2		
2	Communication Backhaul	2		
3	M400B2 Basestation (or equivalent) Installation at Water Tower Site. Note no interference of radio frequency may occur with existing infrastructure in term of installation of basestation. This includes all trench cost associated with Electrical conduit to tower/basestation.	1		
4	M400B2 Basestation (or equivalent) Installation at New Tower Site - Includes New 80' Universal Aluminum Tower and all trench cost associated with Electrical conduit to tower/basestation.	1		
5	M400B2 Basestation (or equivalent) Certification	2		
*6	520M Single Port SmartPoint Radio Transmitters (or equivalent) (PURCHASE ONLY , no installation required)	2,750		
*7	520M Dual Port SmartPoint Radio Transmitters (or equivalent) (PURCHASE ONLY , no installation required)	825		
8	12-Month Performance and Payment Bond	1		
AMI Software Setup and Configuration				
9	Regional Network Interface (RNI) Software as a service (SaaS) Setup (or equivalent)	1		
10	Regional Network Interface (or equivalent) Training	1		
11	Sensus Analytics System (or equivalent) Setup	1		
12	Sensus Analytics (or equivalent) Basic Integration	1		
13	Sensus Analytics (or equivalent) Training	1		
14	Network Implementation/ Consumer portal system set-up (with current District Billing software in conjunction with proposed AMI System. District billing software upgrade is separate from this bid.)	1		
Two (2) Year Software Hosting and Support				
15	Annual Hosted RNI (or equivalent) Software-as-a-Service, Water Only (2 years) - (This bid will include first two years for this contract, known as initial start-up system integration and maintenance plug bug defusing, please send separate spreadsheet on cost for years 3-5).	1		
16	Annual Sensus Analytics Enhanced (or equivalent), Water Only (2 years) - (This bid will include first two years for this contract, known as initial start-up system integration and maintenance plus bug defusing, please send separate spreadsheet on cost for years 3-5).	1		
17	Annual Sensus Analytics (or equivalent) Text Messaging Fee (communication and relay to operators, first 2 years). -(This bid will include first two years for this	1		

Addendum 1,
dated 2/16

Addendum 1,
dated 2/16

	contract, known as initial start-up system integration and maintenance plus bug defusing, please send separate spreadsheet on cost for years 3-5).			
18	Annual M400 Basestation (or equivalent) Extended Warranty (2 years). - (This bid will include first two years for this contract, known as initial start-up system integration and maintenance plus bug defusing, please send separate spreadsheet on cost for years 3-5).	2		
19	2 year Support - (This bid will include first two years for this contract, known as initial start-up system integration and maintenance, please send separate spreadsheet on cost for years 3-5).	1		
SUBTOTAL				

Note:
FOR ITEM 6 & 7 – EXISTING METER AND RADIO MUST BE ABLE TO READ ON ONE SOLUTION/ ONE SYSTEM/ONE NETWORK. IF BIDDER IS PROVIDING SEPARATE RADIO READ THAN REQUESTED, TOTAL AMOUNT OF RADIO READS WOULD NEED TO INCLUDE AN ADDITIONAL 2,015 SINGLE PORTS, 800 DUAL PORTS (IN LIEU OF WHAT’S BEING REQUESTED), WHICH THEN WOULD BE EQUIVALENT TO 8,015 TOTAL CONNECTIONS WORTH. THIS WOULD EQUAL TO 4,765 SINGLE PORTS & 1,625 DUAL PORTS. REPLACE ITEM 6 = 4,765 & REPLACE ITEM 7 = 1,625.
OWNER TO PROVIDE FULL TURNKEY SYSTEM (INCLUDES ANY ITEMS NOT MENTIONED ABOVE OR REQUIRED TO COMPLETE THE JOB.
OWNER MUST PROVIDE SYSTEM AND REGISTER COMPATIBLE TO SENSUS SRII METER CURRENTLY IN OPUDs SYSTEM.

Addendum 1,
dated 2/16

The bidder shall set forth, in clearly legible figures, the bid price in the spaces provided in the following schedule:

	TOTAL BID AMOUNT	\$
Write out		
figures:		

The said quotations include the cost of insurance, sales tax, and every other item of expense direct or indirect incident to the contract.

This is not part of bid – rather breakdown for cost on software support that would be used for budgetary purposes down the road for bidder awarded (years 3 -5).

Line No.	Item	Quantity	Unit	Extended
Software Hosting and Support AMI System (years 3-5)				
Year Three Fees				
	Annual Hosted RNI (or equivalent) Software-as-a-Service, Water Only	1		
	Annual Sensus Analytics (or equivalent) Enhanced, Water Only	1		
	Annual Sensus Analytics (or equivalent) Text Messaging Fee (Optional)	1		
	Annual M400 Basestation (or equivalent) Extended Warranty	2		
	General Support	1		
			Year Three Total:	
Year Four Fees				
	Annual Hosted RNI (or equivalent) Software-as-a-Service, Water Only	1		
	Annual Sensus Analytics (or equivalent) Enhanced, Water Only	1		
	Annual Sensus Analytics (or equivalent) Text Messaging Fee (Optional)	1		
	Annual M400 Basestation (or equivalent) Extended Warranty	2		
	General Support	1		
			Year Four Total:	
Year Five Fees				
	Annual Hosted RNI (or equivalent) Software-as-a-Service, Water Only	1		
	Annual Sensus Analytics (or equivalent) Enhanced, Water Only	1		
	Annual Sensus Analytics (or equivalent) Text Messaging Fee (Optional)	1		
	Annual M400 Basestation (or equivalent) Extended Warranty	2		
	General Support	1		
			Year Five Total:	

LIST OF SUBCONTRACTORS

(Public Contract Code Section 4104)

In compliance with the provisions of Sections 4100 et seq. of the Government Code, the undersigned hereby designates below the names and locations of the place of business of each subcontractor who shall perform work on this contract in excess of one-half of one percent of the bid price. If the Contractor fails to specify a subcontractor for any portion of the work under the contract, he shall be deemed to have agreed to perform that work himself. Any change or substitution of subcontractors shall be accomplished in strict accordance with provisions of the Government Code.

Work to be Performed	Percent of Total Contract	Subcontractor's Name and Address	DIR #	CSLB Lic. #
1.				
2.				
3.				
4.				
5.				
6.				
7.				
8.				
9.				

NOTE: Additional numbered pages may be attached if needed.

Accompanying this bid is: (cashier's check) (bidder's bond): (NOTE: Circle the one that is submitted) in the amount of _____ dollars, being at least ten percent (10%) of the total amount bid. Licensed in accordance with the act providing for the Registration of Contractors for work being performed under Class A & Class C10.

Respectfully submitted:

Signature

Address

Title

Date

License Number (if applicable)

Attest _____

LEGAL REGULATIONS AND RESPONSIBILITY TO THE PUBLIC

SECTION 6

Laws to be Observed

The Contractor shall keep himself fully informed of all existing State and National laws and all municipal ordinances and regulations which in any manner affect those engaged or employed in the work, or the materials used in the work, or which in any way affect the conduct of the work, and of all such orders and decrees of bodies or tribunals having any jurisdiction or authority over the same.

Permits and Licenses

The Contractor shall procure all permits and licenses, pay all charges and fees, and give all notices necessary and incidental to the due and lawful prosecution of the work.

Existing Facilities

The Contractor shall exercise due care to avoid injury or damage to existing improvements or facilities, utilities, adjacent property, monuments, and roadside trees and shrubbery that are not to be removed or relocated. Existing mail boxes, signs, shrubbery, lawn, trees, markers, or any other facility or improvement which must be removed shall be replaced with the undamaged original or a new facility equal to the original at the Contractor's expense if damaged by reason of the Contractor's operations, to the satisfaction of the property owner.

Utilities

The plans and specifications identify certain existing utilities as known to the Engineer. It shall be the Contractor's responsibility to exactly locate those facilities and to protect those facilities from damage as a result of his operations. The attention of the Contractor is called to the fact that there may be other unlocated utilities within the project area. Prior to making any such excavation, Contractor shall attempt to identify the location of any such utilities. It shall be the duty of the Contractor to protect any such utilities from damage, provided however, the Contractor shall be compensated for any costs of locating any such additional utilities and shall be further compensated if damage shall occur to any utilities not located upon the plans and Specifications which damages are not caused in any part by the failure of the Contractor to exercise reasonable care and discretion in removing or relocating utility facilities not indicated in the plans and specifications. The Contractor shall not be assessed any liquidated damages for any delays in completion of the project necessarily and reasonably incurred when such delay was proximately caused by the failure of the public agency or the owner of the utility to provide for the removal or relocation of such utility facilities. The Contractor's specific attention is called to the fact that existing service laterals and appurtenances to those service laterals exist within the project area and such laterals are not shown on the plans and specifications but can be reasonably inferred from the presence of other visible facilities such as building, meters, junction boxes, adjacent to the site of construction. No additional compensation shall be paid for any damages or delay caused to such service lateral facilities and it is the Contractor's sole and

exclusive obligation to provide for the protection, replacement and repair of any such facilities. If the Contractor, while performing the contract, discovers any utility facilities not identified by the public agency, other than the existing service laterals or appurtenances, he shall immediately notify the Engineer.

New Facilities

Until the formal acceptance of the complete work by **Olivehurst Public Utility District**, the Contractor shall have the charge of and care thereof, and shall bear the risk of injury or damage to any part of the work by the action of the elements or others. The contractor, at Contractor's cost, shall rebuild, repair, restore and make good all such damages to any portion of the work occasioned by any of such causes before its acceptance.

Clear-Up

Prior to final acceptance and payment, the Contractor shall clean all roads or streets, borrow pits and all areas occupied by the forces during the construction of the improvement facilities, remove all refuse, excess material, temporary structures and equipment; and leave the entire project in a neat and presentable condition.

INSURANCE AND LIABILITY

GENERAL

The Contractor shall not commence any work until he obtains at his own expense, all required insurance from insurance companies acceptable to the Owner. Such insurance must have the approval of the Owner as to limit, form, and amount. The Contractor shall not permit any subcontractor to commence work on this project until the same insurance requirements, as applicable, have been complied with by such subcontractor. Nothing contained in these insurance requirements is to be construed as limiting the extent of the Contractor's responsibility for payment of damages resulting from his operations under this contract. As evidence of specified insurance coverage, the Owner may, in lieu of actual policies, accept certificates issued by the insurance carrier showing such policies in force for the specified period. Each policy or certificate shall bear an endorsement or statement waiving right of cancellation or reduction in coverage without 30 days notice in writing to be delivered by registered mail to the Owner. In case of the breach of any provisions of this article, the Owner, at his option, may take out and maintain at the expense of the Contractor, such insurance as the Owner may deem proper and may deduct the cost of such insurance from any moneys which may be due or become due the Contractor under this contract.

COMPREHENSIVE GENERAL LIABILITY INSURANCE

Before commencement of the work, the Contractor shall submit written evidence that he and all his subcontractors have obtained for the period of the contract, full comprehensive general liability insurance coverage. This coverage shall provide for both bodily injury and property damage. The bodily injury portion shall include coverage for injury, sickness, disease, death, arising directly or indirectly out of, or in connection with, the performance of the work under this contract, and shall provide for a limit of not less than \$1,000,000 for all damages arising out of bodily injury, sickness,

disease, or death of one person, and a total limit of \$1,000,000 for damages arising out of bodily injury, sickness, disease, or death of two or more persons in any one occurrence. The property damage portion shall include "broad form" coverage for a limit of not less than \$1,000,000 for all damages arising out of injury to or destruction of property of others arising directly or indirectly out of or in connection with the performance of work under this contract and in any one occurrence, including explosion, collapse, and underground exposure. Included in such insurance shall be contractual coverage sufficiently broad to insure that provision titled "Indemnity" hereinafter. The comprehensive general liability insurance shall include as additional named insured: the Owner, the Engineer and his consultants, and each of their officers, agents and employees.

WORKMEN'S COMPENSATION INSURANCE

Before the Contract between the Owner and the Contractor is entered into, the Contractor shall submit written evidence that he and all subcontractor's have obtained, for the period of the Contract, full Workmen's Compensation Insurance coverage for all persons whom they employ or may employ in carrying out the work under this contract. This insurance shall be in strict accordance with the requirements of the most current and applicable State Workmen's Compensation Insurance laws. The Contractor will be required to execute a certificate prior to performing the work of the Contract providing as follows: "I am aware of the provisions of Section 3700 of the Labor Code which requires every employer to be insured against liability for Workmen's Compensation or to undertake self insurance in accordance with the provisions of the Code and I will comply with such provisions before commencing the performance of the work of this Contract".

BUILDER'S RISK "ALL RISK" INSURANCE

Unless otherwise modified in the "Supplementary Conditions", the Contractor shall secure and maintain during the life of this Contract, Builder's Risk "All Risk" Insurance coverage for one hundred percent (100%) of the contract amount. Such insurance shall not exclude coverage for earthquake, landslide, flood, collapse, or loss due to the results of faulty workmanship, and shall provide for losses to be paid to the Contractor and the Owner as their interests appear. Such insurance may have a deductible clause not to exceed \$100,000 except that the deductible on earthquake may be in accordance with the underwriter's requirements, provided that it does not exceed five percent (5%) of the contract amount.

INSURANCE COVERAGE FOR SPECIAL CONDITIONS

When the construction is to be accomplished within a public or private right-of-way requiring special insurance coverage, the Contractor shall conform to the particular requirements and provide the required insurance. The Contractor shall include in his liability policy all endorsements that the said authority may require for the protection of its officers, agents, employees and interests.

INDEMNIFY

To the fullest extent permitted by law, the Contractor shall hold harmless, indemnify and defend the Owner, the Engineer and his consultants, and each of their officers and employees and agents,

from any and all liability, claims, losses, damages, or costs, including but not limited to attorney's fees, arising or alleged to arise from or during the performance of the work described herein caused by the act or omission of contract, any subcontractor, directly or indirectly employed by them, or anyone for whose acts any of them may be liable, regardless of whether or not caused in part by the party indemnified hereunder, or by the negligence or omission of the party indemnified herein.

NO PERSONAL LIABILITY OF PUBLIC OFFICIALS

In carrying out all the provisions hereof in exercising any authority granted by the contract, there will be no personal liability upon any public official.

Addendum 2,
dated 2/19.

SECURITIES IN LIEU OF RETENTION:

Upon request to to the District, the Contractor shall be permitted, in accordance with Public Contract Code Section 22300, to substitute securities in lieu of the Retention withheld by the District in order to ensure Contractor's performance under the Contract. Alternatively, the Contractor may request that the District pay any Retention earned by Contractor directly to an escrow agent who shall, as directed by the Contractor, invest the Retention in securities. Any escrow agreement shall be substantially in the form set forth in, and any securities invested or substituted in lieu of Retention shall be of the type permitted pursuant to, Public Contract Code Section 22300. . The Contractor shall be responsible for all costs (including, without limitation, the District's costs) attributable to any investment or substitution of securities in lieu of Retention and/ or any costs incurred in connection with establishing and maintaining an escrow account.

RESOLUTION OF CLAIMS

1. Public Contract Code Section 9204 specifies provisions on resolving contract claims of any size, and Public Contract Code Section 201014, et seq., specifies required provisions on resolving contract claims less than \$375,000. Those statutes constitute a part of this Contract. In the event any other Contract provision violates such statutes, the applicable statute controls.
2. Public Contract Code Section 9204 provides:
 - a. For the purposes of this section, "Claim" means a separate demand by Contractor for (1) a time extension, (2) payment or money or damages arising from Work done by or on behalf of Contractor arising under the Contract Documents and payment of which is not otherwise expressly provided for or the Claimant is not otherwise entitled to, or (3) an amount the payment of which is disputed by Owner.
 - b. Procedure:
 - 1) Upon receipt of a Claim the Owner shall conduct a reasonable review of the Claim and within 45 days, or if Owner's governing body must approve Owner's response to the Claim and the governing body has not met within the 45 days then within three (3) days of the governing body's meeting, shall provide Contractor with a written statement identifying what portion of the claim is disputed and what portion is undisputed. Should Owner take no action on the Claim within 45 days of submission, it shall be deemed denied.
 - 2) If the Contractor disputes Owner's response to its Claim, including a failure to respond, it may submit via registered mail or certified mail,

return receipt requested, a written demand for an informal conference to meet and confer for settlement of the issues in dispute. Owner shall schedule such a meet and confer conference within 30 days for settlement of the dispute. Within ten (10) days of the meet and confer conference Owner shall provide Contractor with a written statement identifying the portion of the Claim that remains in dispute and the portion that is undisputed. If the Contractor disputes Owner's statement it shall inform Owner and they shall mutually agree to a mediator within 10 business days of the written statement.

- 3) Owner shall pay the undisputed portions of the Claim within 60 days of the issuance of a written statement identifying an undisputed portion.
- 4) Any disputed portion of the Claim, as identified by the Contractor in writing, shall be submitted to nonbinding mediation, with the Owner and the claimant sharing the associated costs equally. The Owner and claimant shall mutually agree to a mediator within 10 business days after the disputed portion of the claim has been identified in writing. If the parties cannot agree upon a mediator, each party shall select a mediator and those mediators shall select a qualified neutral third party to mediate with regard to the disputed portion of the claim. Each party shall bear the fees and costs charged by its respective mediator in connection with the selection of the neutral mediator. If mediation is unsuccessful, the parts of the Claim remaining in dispute shall be subject to applicable procedures outside this section.
- 5) For claims under \$375,000, unless the parties agree otherwise in writing, mediation pursuant to these provisions shall excuse the mediation obligation under Public Contracting Code section 20104.4(a).
- 6) The parties may mutually agree, in writing, to waive the mediation requirements of this subsection and proceed to the commencement of a civil action or binding arbitration, as applicable.
- 7) Failure by the Owner to respond to a Claim from a Contractor within the time periods described in this subdivision or to otherwise meet the time requirements of this section shall result in the claim being deemed rejected in its entirety. A Claim that is denied by reason of the public entity's failure to have responded to a Claim, or its failure to otherwise meet the time requirements of this section, shall not constitute an adverse finding with regard to the merits of the Claim or the responsibility or qualifications of the claimant.
- 8) Amounts not paid in a timely manner as required by this section shall bear interest at 7 percent per annum.
- 9) If a Subcontractor or a lower tier subcontractor lacks legal standing to assert a claim against Owner because privity of contract does not exist, the Contractor may present to the Owner a claim on behalf of a Subcontractor or lower tier subcontractor. A Subcontractor may request in writing, either on his or her own behalf or on behalf of a lower tier subcontractor, that the Contractor present a claim for work which was performed by the Subcontractor or by a lower tier subcontractor on behalf

of the Subcontractor. The Subcontractor requesting that the Claim be presented to the public entity shall furnish reasonable documentation to support the claim. Within 45 days of receipt of this written request, the Contractor shall notify the Subcontractor in writing as to whether the Contractor presented the claim to the Owner and, if the original Contractor did not present the claim, provide the Subcontractor with a statement of the reasons for not having done so.

- 10) Nothing in this section shall impose liability upon an Owner that makes loans or grants available through a competitive application process, for the failure of an awardee to meet its contractual obligations.
 - 11) This section shall remain in effect only until January 1, 2020, and as of that date is repealed, unless a later enacted statute, that is enacted before January 1, 2020, deletes or extends that date.
3. To the extent applicable, Public Contract Code Section 20104, et seq., provide.
- a. For the purposes of this section, "Claim" means a separate demand by Contractor of \$375,000 or less for (1) a time extension, (2) payment or money or damages arising from Work done by or on behalf of Contractor arising under the Contract Documents and payment of which is not otherwise expressly provided for or the Claimant is not otherwise entitled to, or (3) an amount the payment of which is disputed by Owner. Separate Contractor Claims that together total more than \$375,000 do not qualify as a "separate demand of \$375,000 or less," as referenced above, and are not subject to this section.
 - b. Caution. This section does not apply to tort claims, and nothing in this section is intended nor shall be construed to change the time periods for filing tort claims or actions specified by Chapter 1 and Chapter 2 of Part 3 of Division 3.6 of Title 1 of the Government Code.
 - c. Procedure:
 - 1) The Claim must be in writing, submitted in compliance with all requirements set forth in this document, without limitation, the time prescribed by and including the documents necessary to substantiate the Claim. Nothing in this section is intended to extend the time limit or supersede notice requirements for the filing of claims as set forth elsewhere in the Contract Documents.
 - 2) For Claims of fifty thousand dollars (\$50,000) or less, Owner shall respond in writing within forty-five (45) days of receipt of the Claim, or Owner may request in writing within thirty (30) days of receipt of the Claim, any additional documentation supporting the Claim or relating to any defenses or claims Owner may have against Claimant. If additional information is thereafter required, it shall be requested and provided in accordance with this section upon mutual agreement of Owner and Claimant. Owner's written response to the Claim, as further documented, shall be submitted to Claimant within fifteen (15) days after receipt of further documentation or within a period of time no greater than taken by Claimant in producing the additional information, whichever is greater.

- 3) For Claims over Fifty Thousand Dollars (\$50,000) and less than or equal to \$375,000: Owner shall respond in writing within sixty (60) days of receipt of the Claim, or Owner may request in writing within thirty (30) days of receipt of the Claim, any additional documentation supporting the Claim or relating to any defenses or claims Owner may have against Claimant. If additional information is thereafter required, it shall be requested and provided in accordance with this section, upon mutual agreement of Owner and Claimant; Owner's written response to the Claim, as further documented, shall be submitted to Claimant within thirty (30) days after receipt of further documentation or within a period of time no greater than taken by Claimant in producing the additional information, whichever is greater.
- 4) Meet and Confer: If Claimant disputes Owner's written response, or Owner fails to respond within the time prescribed above, Claimant shall notify Owner, in writing, either within fifteen (15) days of receipt of Owner's response or within fifteen (15) days of Owner's failure to timely respond, and demand an informal conference to meet and confer for settlement of the issues in dispute. Upon demand Owner will schedule a meet and confer conference within thirty (30) days for settlement of the dispute.
- 5) Following the meet and confer conference, if the Claim or any portion remains in dispute, Claimant may file a claim as provided in Chapter 1 (commencing with Section 900) and Chapter 2 (commencing with Section 910) of Part 3 of Division 3.6 of Title 1 of the Government Code. For purposes of those provisions, the running of the period of time within which a claim must be filed shall be tolled from the time Claimant submits its written claim as set forth herein, until the time that Claim is denied as a result of the meet and confer process, including any period of time utilized by the meet and confer process.

STANDARD CONTRACT (AGREEMENT)

OLIVEHURST PUBLIC UTILITY DISTRICT

THIS AGREEMENT, made this _____ day of _____, _____, by
and between **Olivehurst Public Utility District** (hereinafter called "OWNER"),
(Name of Owner), (an Individual)
and _____ doing business as
(Name of General Contractor)
(an individual,) or (a partnership.) or (a corporation) hereinafter called "CONTRACTOR".
The aforementioned parties agree as follows:

I

The Contractor agrees to furnish for the total sum of (includes bid additives)
_____ Dollars,
all labor, materials, tools and equipment and perform all the work required to construct and
complete in a good workmanlike manner all improvements and work mentioned, described,
delineated, shown and referred to in the plans and specifications, general conditions and special
conditions Including any bid additives. Plans and specifications are included within this contract by
reference as if set forth in full.

II

Contractor agrees to furnish all necessary tools, equipment, supplies, labor and materials
required for the performance and completion of said work and improvement, all to the satisfaction
of Owner, and subject to the requirements of the Engineer.

Owner hereby fixes the time for the commencement of said work and improvements under this
Agreement to be within 20 calendar days, and such work and improvements shall be prosecuted

with diligence from day to day thereafter for a completion date which includes all equipment, inspections, and full turnkey system by 11/15/2024. It is agreed and stipulated between Owner and the Contractor that damage will be sustained by the Owner from any delays in the performance of this contract, and it is currently contemplated by the parties and estimated by the parties, that it will be impracticable and extremely difficult to fully ascertain and determine the actual damage which the Olivehurst Public Utility District will sustain by such delays. The parties agree that they shall be deemed to have jointly studied and attempted to estimate the damages suffered by the Olivehurst Public Utility District by such a delay under these circumstances and to agree and stipulate by this contract the sum of \$1500 Dollars per day for each and every day's delay beyond the time prescribed to complete the work which has been agreed to by the parties as a fair estimate of the damage to be suffered by the Olivehurst Public Utility District from and as a direct result of such delay.

Addendum 2,
dated 2/19.

Contractor agrees to provide proof to Olivehurst Public Utility District of insurance naming Olivehurst Public Utility District and Engineer and employees as named insured in amounts of no less than coverage for \$1,000,000 per person and \$1,000,000 per occurrence and property damage up to \$1,000,000 and a standard broad form comprehensive and automobile liability policy form. Contractor further agrees to insure that every subcontractor employed by Contractor shall have insurance of equal character and limits of \$1,000,000 per person and \$1,000,000 per each occurrence and property damage up to \$1,000,000 per each occurrence and to provide certificates to Olivehurst Public Utility District of such insurance prior to allowing such subcontractor to commence work upon the project.

Contractor further agrees to provide prior to commencement of work and to require every subcontractor to provide prior to the commencement of work, a certificate pursuant to Labor Code Section 3700 et.seq. which will state as follows:

"I am aware of the provisions of Section 3700 of the Labor Code which requires every employer to be insured against liability for Workmen's Compensation or to undertake self-insurance in accordance with the provisions of the code, and I will comply with such provisions before commencing the performance of the work of this Contract."

Contractor agrees to comply with each and every provision of the Section 1770 through Section 1780 of the Labor Code relating to prevailing wages. The Contractor shall be required to forfeit to Owner the amount of Fifty Dollars (\$50) for each calendar day, or portion thereof, for each workman paid less than the prevailing wages as determined for the work done herein. The difference between prevailing wage rate and the amounts paid to each workman for each calendar day or portion thereof for which each workman was paid less than the prevailing wage rate shall be paid to each workman by the Contractor.

Contractor further agrees to comply with each and every provision of Section 1777.5 of the labor Code of the State of California relating to apprenticeship standards and the employment of apprentices upon project and to comply with each and every provision of Section 1810 through 1815 of the Labor Code relating to the employment of workmen in excess of eight (8) hours in violation of the Labor Code.

Is the contractor registered with the Department of Industrial Relations in accordance with California Labor Code section 1725.5 et seq.*? _____

*As of July 1, 2014, the District cannot enter into a Public Works Contract with a contractor that is not registered with the Department of Industrial Relations in accordance with California Labor Code section 1725.5 et seq..

III

Contractor agrees to pay to Olivehurst Public Utility District, or to make at its' own expense all repairs, replacements or payments necessitated by defects in materials or workmanship supplied

under the terms of this contract which exist within one (1) year after the date of final acceptance of the work. This Agreement shall cover defects which shall be in existence during such one (1) year period. This Agreement shall apply to all defects which exist in the first year whether or not discovered within the first year. The Contractor shall be fully responsible for all direct and indirect damages and expenses to Olivehurst Public Utility District proximately caused by such defects in materials or workmanship, including defects and materials which bear a guarantee or warranty in writing or by law for a period longer than one (1) year, Contractor hereby stipulates and agrees that such guarantees shall be inure for the benefit of Olivehurst Public Utility District for such longer periods. The effective date for the start of the guarantee or warranty for equipment qualifying as substantially complete, shall be upon the time Olivehurst Public Utility District takes possession and operation of equipment or materials. In any case the warranty period described in this contract shall not limit the applicable statute of limitations for breach of a written contract and legal provisions for the District. Certain items in the project specifications may have specific warranty periods and provisions specified and the longer of the specified or contractual warranty period shall prevail.

The Contractor also agrees to hold the Olivehurst Public Utility District harmless from liability, both direct and indirect, of any kind arising from damage due to such defects. The Contractor shall make all repairs, replacements, or payments promptly upon receipt of written order for the same from the Olivehurst Public Utility District. If Contractor fails to make the repairs or replacements or payments within the time specified by Owner, then, subject to the sole discretion of Olivehurst Public Utility District, District may do the work in any manner it sees fit, and the Contractor and his surety shall be liable for the cost thereof, including all costs of engineers or consultants required to do said work and all cost related to the expedition of said work. Any

additional requirements for the project relative to the collection for defective work after final acceptance are provided for hereafter in this Agreement.

Contractor shall provide a faithful performance bond in the amount of one hundred percent (100%) of the contract price, and a labor and materials bond in the amount of one hundred percent (100%) of the contract price on the attached forms. Said bonds shall be issued by an admitted surety insurer within the State of California and will be supported by the information and certifications required under California Code of Civil Procedure Section 995.660.

IV

The complete Contract consists of the following documents to wit: The notice to Contractors, the General Provisions, the Technical Provisions, the Proposal (Bid), the form of Contract (Agreement), the Labor and Material Bond, the Performance Bond, all specifications and drawings, and all modifications made or incorporated in any of those documents. All of the above documents are intended to be complementary, so that any work called for in one and not mentioned in the other is to be executed the same as if mentioned in all of said documents. Similarly, any contract provision appearing in one shall be binding as if it appeared in all said documents.

V

Contractor shall be financially responsible for claims (including claims of OSHA or other agency with jurisdiction over the job), liens, or stop notices, including preliminary notices that are filed on the job. In lieu of retention of payment by the DISTRICT, CONTRACTOR may elect to deposit certain securities equivalent to the amount to be withheld into a District approved escrow account.

CONTRACTOR shall be solely responsible for all construction under this contract, including the technique, sequences, procedures, and means, and for coordination of all work. CONTRACTOR shall supervise and direct the work to the best of CONTRACTOR'S ability, and give all attention necessary for such proper supervision and direction. Contractor shall have full control over the site and shall be responsible to take all required steps, and implement all required procedures, required for the safety of employees and the public. Contractor shall be aware of and obey all OSHA regulations pursuant to the work he is engaged in for this project.

CONTRACTOR has the duty of providing for and overseeing all safety orders, precautions, and programs necessary to the reasonable safety of the work. In this connection, CONTRACTOR shall take reasonable precautions for the safety of all work employees and all other persons that the work might affect, all work and materials incorporated in the project, and all property improvements on the construction site and adjacent to the site, and comply with all applicable laws, ordinances, rules, regulations, and orders. Contractors' cost of work includes the costs of all required safety measures including sheeting, shoring and trenching for the protection of life and limb.

VI

PAYMENT TO BIDDER: This project is funded via The State of California (Department of Water Resources) through the Urban Community Drought Relief Grant. OPUD will pay awarded bidder within 30 days of progress payment and retention to be provided within 60 days after completion of project.

Addendum 2, dated 2/19.

Owner:

_____	_____
Signature	Name
_____	_____
Title	Date

Attest:

Contractor:

_____	_____
Signature	Name
_____	_____
Title	Date

Attest:

Addendum 2,
dated 2/19.

PERFORMANCE BOND

KNOW ALL MEN BY THESE PRESENTS, that we, _____
_____ hereinafter
called Principal, and _____
_____ hereinafter
called Surety, are held and firmly bound unto _____
_____ hereinafter called the Owner, in
the sum of _____ dollars (\$ _____) in
lawful money, for the payment of which sum well and truly to be made, we bind ourselves, or heirs,
executors, administrators and successors, jointly and severally, firmly by these presents.

THE CONDITION OF THIS OBLIGATION is such that whereas the Principal entered into a
certain Contract, hereto attached, with the OWNER, dated _____, 201____, for
the construction of:

OLIVEHURST PUBLIC UTILITY DISTRICT

NOW, THEREFORE, if the Principal shall well, truly and faithfully perform its duties, all the
undertakings, covenants, terms, conditions and agreements of said Contract during the original term
thereof and any extension thereof that may be granted by the OWNER, with or without notice to the
Surety, and during the life of any guaranty required under the Contract, and shall also well
and truly perform and fulfill all the undertakings, covenants, terms, conditions, and agreements of
any and all modifications of said Contract that may thereafter be made, except that no change
will be made which increases the total contract amount more than twenty percent (20%) in excess of
the original Contract amount without notice to the Surety, then this obligation shall be void,
otherwise the same shall remain in full force and virtue.

Surety hereby expressly waives written notice of any changes, alterations, modifications of the
contract entered into between Principal and OWNER and agrees and stipulates that such changes
and modification shall be treated as part of such Contract and Surety shall be bound thereby except
that Surety will not be bound to any changes or alterations which increase the total contract amount.

Addendum 2,
dated 2/19.

more than twenty percent (20%) in excess of the original contract amount without written notice to Surety.

IN WITNESS THEREOF, the above bounded parties have executed this instrument under their several seals this _____ day of _____, 20____, the name and corporate seal of each corporate party being hereto affixed and those presents duly signed by its undersigned representative pursuant to authority of its governing body.

IN PRESENCE OF:

Principal:

_____	_____
Signature	Name
_____	_____
Title	Date

Attest:

_____	_____
Signature	Name
_____	_____
Title	Date

Attest:

Surety:

_____	_____
Signature	Name
_____	_____
Title	Date

Attest:

The rate of premium on this bond is _____ per thousand.

Addendum 2,
dated 2/19.

Total amount of premium charges _____ Dollars (\$ _____)

IMPORTANT: Surety companies executing BONDS must appear on the Treasury Department's most current list (Circular 570 as amended) and must be authorized to transact business in the state where the PROJECT is located.

Addendum 2,
dated 2/19.

LABOR AND MATERIAL BOND

KNOW ALL MEN BY THESE PRESENTS, that, _____

has awarded to _____

_____ hereinafter

designated as the CONTRACTOR, a Contract for the work described as follows:

OLIVEHURST PUBLIC UTILITY DISTRICT

and, WHEREAS, said CONTRACTOR is required to furnish a bond in connection with said Contract, providing that if said CONTRACTOR, or any of his or its SUB-CONTRACTORS, shall fail to pay for any materials, provisions, provender, or other supplies or teams used in, upon, for, or about the performance of the work contracted to be done, or for any work or labor done thereon of any kind, that the Surety on this bond will pay the same.

NOW, THEREFORE, we, _____

_____ the undersigned contractor, as Principal, and _____

COMPANY, a corporation organized and existing under the laws of the State of _____,

and duly authorized to transact business under the laws of the State of California, as Surety, are held

and firmly bound unto _____

in the sum of _____ Dollars (\$ _____),

said sum being not less than the estimated amount payable by the said _____

_____ under

the terms of the Contract, for which payment well and truly to be made, we bind ourselves, our

heirs, executors and administrators, successors and assign, jointly and severally, firmly by these

present. THE CONDITION OF THIS BOND IS SUCH, that if the above bonded Principal or his

subcontractors fail to pay any of the persons named in Section 3181 of the Civil Code of the State of

California, or amounts due under the Unemployment Insurance Code with respect to work or labor

performed by any such claimant, for any amounts required to be deducted, withheld, and paid over

to the Franchise Tax Board from wages of employees of the Contractor or his subcontractor

pursuant to Section 18806 of the Revenue and Taxation Code, with respect to such work and labor,

Addendum 2,
dated 2/19.

The Surety will pay the same, in an amount not exceeding the amount specified in this bond, and also, in case suit is brought upon this bond, a reasonable attorney's fee, to be fixed by the Court. This bond shall insure to the benefit of any and all persons, companies or corporations entitled to file claims under Section 3181 of the Civil Code of the State of California, so as to give a right of action to them or their assigns in any suit brought upon this bond.

Should the condition of this bond be fully performed, then obligation shall become null and void, otherwise it shall be and remain in full force, virtue and effect.

And the said Surety, for value received, hereby stipulates and agrees that no change, extension of time, alteration or addition to the terms of said contract or the Specifications accompanying the same shall in any manner affect its obligations on this bond, and it does hereby waive notice of any such change, extension, alteration or addition.

SIGNED, sealed with our seals, and dated this _____ day of _____, 20____
(To be signed by Principal and Surety and acknowledgments and Notaries Seal attached)

Principal:

Signature Name

Title Date

Attest:

Attorney-in-Fact:

Signature Name

Title Date

Attest:

Surety:


Signature Name

Addendum 2,
dated 2/19.



Title
Attest

Date



PERFORMANCE BOND

KNOW ALL PERSONS BY THESE PRESENTS, that

WHEREAS, the Olivehurst Public Utility District (hereinafter referred to as "District") has entered into a Contract with _____, (hereinafter referred to as "Principal" or "Contractor"), for construction of the _____ (the "Project");

WHEREAS, the work to be performed by the Contractor is more particularly set forth in the Contract Documents for the Project dated _____, (hereinafter referred to as "Contract Documents"), the terms and conditions of which are expressly incorporated herein by reference; and

WHEREAS, the Principal is required under the terms of the Contract Documents to furnish a bond of faithful performance of the Contract Documents.

NOW, THEREFORE, we, the undersigned Principal, and _____, as Surety, are held and firmly bound unto the District, in the sum of _____ Dollars (\$ _____) lawful money of the United States, to be paid to the District or its successors and assigns; for which payment, we bind ourselves, our heirs, executors, administrators, successors and assigns, jointly and severally, firmly by these presents.

THE CONDITION OF THIS OBLIGATION IS SUCH, that if the above-bound Principal, or its heirs, executors, administrators, successors, or assigns approved by the District, shall promptly and faithfully perform the covenants, conditions and agreements in the Contract Documents during the original term and any extensions thereof as may be granted by the District, with or without notice to Surety, and during the period of any guarantees or warranties required under the Contract Documents, and shall also promptly and faithfully perform all the covenants, conditions, and agreements of any alteration of the Contract Documents made as therein provided, notice of which alterations to Surety being hereby waived, on Principal's part to be kept and performed at the time and in the manner therein specified, and in all respects according to their true intent and meaning, and shall indemnify, defend, protect, and hold harmless the District as stipulated in the Contract Documents, then this obligation shall become and be null and void; otherwise it shall be and remain in full force and effect.

As a condition precedent to the satisfactory completion of the Contract Documents, unless otherwise provided for in the Contract Documents, the above obligation shall hold good for a period of one (1) year after the acceptance of the work by the District, during which time if Contractor shall fail to make full, complete, and satisfactory repair and replacements and totally protect the District from loss or damage resulting from or caused by defective materials or faulty workmanship, then the obligations of Surety hereunder shall continue so long as any such obligation of Contractor remains. Nothing herein shall limit the District's rights or the Contractor or Surety's obligations under the Contract Documents, law or equity, including, but not limited to, California Code of Civil Procedure Section 337.15.

1. Principal and Surety, jointly and severally, bind themselves, their heirs, executors, administrators, successors and assigns to the District and the State of California for the complete and proper performance of the Construction Contract, which is incorporated herein by reference.
2. If Principal completely and properly performs all of its obligations under the Construction Contract, Surety and Principal shall have no obligation under this Bond.
3. If there is no District Default, Surety's obligation under this Bond shall arise after:
 - 3.1 The District provides Surety with written notice that the District has declared a Principal Default under the Construction Contract pursuant to the terms of the Construction Contract; and
 - 3.2 The District has agreed to pay the Balance of the Contract Sum:
 - 3.2.1 To Surety in accordance with the terms of this Bond and the Construction Contract; or
 - 3.2.2 To a Principal selected to perform the Construction Contract in accordance with the terms of this Bond and the Construction Contract.
4. When the District has satisfied the conditions of Paragraph 3 above, Surety shall promptly (within 40 Days) and at Surety's expense elect to take one of the following actions:
 - 4.1 Arrange for Principal, with consent of the District, to perform and complete the Construction Contract (but the District may withhold consent, in which case the Surety must elect an option described in Paragraphs 4.2, 4.3 or 4.4 below); or
 - 4.2 Undertake to perform and complete the Construction Contract itself, through its agents or through independent contractors or Construction entities; provided, that Surety may not select Principal as its agent or independent contractor or Contractor without the District's consent; or
 - 4.3 Undertake to perform and complete the Construction Contract by obtaining bids from qualified contractors or Construction entities acceptable to the District for a contract for performance and completion of the Construction Contract and, upon determination by the District of the lowest responsive and responsible Bidder, arrange for a contract to be prepared for execution by the District and the contractor or Principal selected with the District's concurrence, to be secured with performance and payment bonds executed by a qualified surety equivalent to the bonds issued on the Construction Contract; and, if Surety's obligations defined in Paragraph 6 below, exceed the Balance of the Contract Sum, then Surety shall pay to the District the amount of such excess; or
 - 4.4 Waive its right to perform and complete, arrange for completion, or obtain a new contractor or Principal, and with reasonable promptness under the circumstances and, after investigation and consultation with the District, determine in good faith its monetary obligation to the District under Paragraph 6 below, for the performance and completion of the Construction Contract and, as soon as practicable after the amount is determined, tender payment therefor to the District with full explanation of the payment's calculation. If the District accepts Surety's tender under this Paragraph 4.4, the District may still hold Surety liable for future damages then unknown or unliquidated resulting from the Principal Default, as agreed by the District and Surety at the time of tender. If the District disputes the amount of Surety's tender under this Paragraph 4.4, the District may exercise all remedies available to it at law to enforce Surety's liability under Paragraphs 6 and 7 below.

-
5. At all times the District shall be entitled to enforce any remedy available to the District at law or under the Construction Contract including, without limitation, and by way of example only, rights to perform work, protect Work, mitigate damages, advance critical Work to mitigate schedule delay, and coordinate Work with other consultants or contractors.
 6. If Surety elects to act under Paragraphs 4.1, 4.2 or 4.3 above, within the time period provided in Paragraph 4, above, and complies with its obligations under this Bond, Surety's obligations under this Bond are commensurate with Principal's Construction Contract obligations. Surety's obligations include, but are not limited to:
 - 6.1 Principal's obligations to complete the Construction Contract and correct Defective Work;
 - 6.2 Principal's obligations to pay liquidated damages; and
 - 6.3 To the extent otherwise required of Principal under the Construction Contract, Principal's obligations to pay additional legal, design professional, and other costs not included within liquidated damages resulting from Principal Default (but excluding attorney's fees incurred to enforce this Bond).
 7. If Surety does not elect to act under Paragraphs 4.1, 4.2, 4.3, or 4.4, above, within the time period provided in Paragraph 4, above, or comply with its obligations under this Bond, then Surety shall be deemed to be in default on this Bond ten Days after receipt of an additional written notice from the District to Surety demanding that Surety perform its obligations under this Bond. Such Surety default shall be independent of the Principal Default. To the extent Surety's independent default causes the District to suffer damages including, but not limited to, delay damages, which are different from, or in addition to (but not duplicative of) damages which the District is entitled to receive under the Construction Contract, Surety shall also be liable for such damages. In the event any Surety obligation following its independent default is inconsistent or conflicts with California Civil Code Section 2809, or any other law which either prohibits, restricts, limits or modifies in any way any obligation of a surety which is larger in amount or in any other respect more burdensome than that of the principal, Surety hereby waives the provisions of such laws to that extent.
 8. If Surety elects to act under Paragraphs 4.1, 4.3 or 4.4 above, within the time period provided in Paragraph 4, above, and complies with all obligations under this Bond, Surety's monetary obligation under this Bond is limited to the Penal Sum.
 9. No right of action shall accrue on this Bond to any person or entity other than the District or its successors or assigns.
 10. Surety hereby waives notice of any change, alteration or addition to the Construction Contract or to related subcontracts, design agreements, purchase orders and other obligations, including changes of time, and of any District action in accordance with Paragraph 5 above. Surety consents to all terms of the Construction Contract, including provisions on changes to the Contract. No extension of time, change, alteration, Modification, deletion, or addition to the Contract Documents, or of the Work (including services) required thereunder, or any District action in accordance with Paragraph 5 above shall release or exonerate Surety on this Bond or in any way affect the obligations of Surety on this Bond, unless such action is a District Default.
 11. Any proceeding, legal or equitable, under this Bond shall be instituted in any court of competent jurisdiction where a proceeding is pending between the District and Principal regarding the Construction Contract, or in the Superior Court of the County of Yuba, California, or in a court of competent jurisdiction in the location in which the Work is located. Communications from the District to Surety under Paragraph 3.1 above shall be deemed to include the necessary agreements under Paragraph 3.2 above unless expressly stated otherwise.

12. All notices to Surety or Principal shall be mailed or delivered (at the address set forth on the signature page of this Bond), and all notices to the District shall be mailed or delivered as provided in Document 005200 (Agreement). Actual receipt of notice by Surety, the District or Principal, however accomplished, shall be sufficient compliance as of the date received at the foregoing addresses.

13. Any provision in this Bond conflicting with any statutory or regulatory requirement shall be deemed deleted herefrom and provisions conforming to such statutory requirement shall be deemed incorporated herein.

14. Definitions

14.1 **Balance of the Contract Sum:** The total amount payable by the District to Principal pursuant to the terms of the Construction Contract after all proper adjustments have been made under the Construction Contract, for example, deductions for progress payments made, and increases/decreases for approved Modifications to the Construction Contract.

14.2 **Construction Contract:** The agreement between the District and Principal identified on the signature page of this Bond, including all Contract Documents and changes thereto.

14.3 **Principal Default:** Material failure of Principal, which has neither been remedied nor waived, to perform or otherwise to comply with the terms of the Construction Contract, limited to "default" or any other condition allowing a termination for cause as provided in Document 00 7200 (General Conditions).

14.4 **District Default:** Material failure of the District, which has neither been remedied nor waived, to pay Principal progress payments due under the Construction Contract or to perform other material terms of the Construction Contract, if such failure is the cause of the asserted Principal Default and is sufficient to justify Principal termination of the Construction Contract.

IN WITNESS WHEREOF, the above-bound parties have executed this instrument under their seals this _____ day of _____, 20____, the name and corporate seal of each corporate party being hereto affixed and these presents duly executed by its undersigned representative, pursuant to authority of its governing body.

(Corporate Seal)

Contractor/ Principal

By _____

Title _____

(Corporate Seal)

Surety

By _____
Attorney-in-Fact

(Attach Attorney-in-Fact Certificate) Title _____

The rate of premium on this bond is _____ per thousand. The total amount of premium charges is \$ _____.

(The above must be filled in by corporate attorney.)

THIS IS A REQUIRED FORM

Any claims under this bond may be addressed to:

(Name and Address of Surety) _____

(Name and Address of Agent or Representative for service of process in California, if different from above) _____

(Telephone number of Surety and Agent or Representative for service of process in California) _____

Notary Acknowledgment

A notary public or other officer completing this certificate verifies only the identity of the individual who signed the document to which this certificate is attached, and not the truthfulness, accuracy, or validity of that document.

STATE OF CALIFORNIA
COUNTY OF _____

On _____, 20___, before me, _____, Notary Public, personally appeared _____, who proved to me on the basis of satisfactory

evidence to be the person(s) whose name(s) is/are subscribed to the within instrument and acknowledged to me that he/she/they executed the same in his/her/their authorized capacity(ies), and that by his/her/their signature(s) on the instrument the person(s), or the entity upon behalf of which the person(s) acted, executed the instrument.

I certify under PENALTY OF PERJURY under the laws of the State of California that the foregoing paragraph is true and correct.

WITNESS my hand and official seal.

Signature of Notary Public

OPTIONAL

Though the information below is not required by law, it may prove valuable to persons relying on the document and could prevent fraudulent removal and reattachment of this form to another document.

CAPACITY CLAIMED BY SIGNER

DESCRIPTION OF ATTACHED DOCUMENT

- Individual
- Corporate Officer

Title(s)

Title or Type of Document

- Partner(s)
 - Limited
 - General

Number of Pages

- Attorney-In-Fact
- Trustee(s)
- Guardian/Conservator
- Other:

Date of Document

Signer is representing:
Name Of Person(s) Or Entity(ies)

Signer(s) Other Than Named Above

NOTE: This acknowledgment is to be completed for Contractor/Principal.

Notary Acknowledgment

A notary public or other officer completing this certificate verifies only the identity of the individual who signed the document to which this certificate is attached, and not the truthfulness, accuracy, or validity of that document.

STATE OF CALIFORNIA
COUNTY OF _____

On _____, 20___, before me, _____, Notary Public, personally appeared _____, who proved to me on the basis of satisfactory

evidence to be the person(s) whose name(s) is/are subscribed to the within instrument and acknowledged to me that he/she/they executed the same in his/her/their authorized capacity(ies), and that by his/her/their signature(s) on the instrument the person(s), or the entity upon behalf of which the person(s) acted, executed the instrument.

I certify under PENALTY OF PERJURY under the laws of the State of California that the foregoing paragraph is true and correct.

WITNESS my hand and official seal.

Signature of Notary Public

OPTIONAL

Though the information below is not required by law, it may prove valuable to persons relying on the document and could prevent fraudulent removal and reattachment of this form to another document.

CAPACITY CLAIMED BY SIGNER

DESCRIPTION OF ATTACHED DOCUMENT

- Individual
- Corporate Officer

Title(s)

Title or Type of Document

- Partner(s)
 - Limited
 - General

Number of Pages

- Attorney-In-Fact
- Trustee(s)
- Guardian/Conservator
- Other:

Date of Document

Signer is representing:
Name Of Person(s) Or Entity(ies)

Signer(s) Other Than Named Above

NOTE: This acknowledgment is to be completed for the Attorney-in-Fact. The Power-of Attorney to local representatives of the bonding company must also be attached.

CONSTRUCTION LABOR AND MATERIAL PAYMENT BOND

KNOW ALL PERSONS BY THESE PRESENTS:

- 1.01** THAT WHEREAS, the Olivehurst Public Utility District (“Owner”) has awarded to **(Name of Contractor)** _____ as Principal Contract Number _____ dated the ____ day of _____, 20____ (the “Contract”), titled THE _____ PROJECT in the amount of \$_____, which Contract is by this reference made a part hereof, for the work of the Contract described in further detail in the Olivehurst Public Utility District _____ Project Plans and Specifications prepared by _____, a copy of which has been issued to Contractor.
- A. AND WHEREAS, Principal is required to furnish a bond in connection with the Contract to secure the payment of claims of laborers, mechanics, material suppliers, and other persons as provided by law;
 - B. NOW, THEREFORE, we, the undersigned Principal and (Name of Surety) _____, as Surety, are held and firmly bound unto Owner in the sum of 100% OF THE CONTRACT PRICE (\$ _____), for which payment well and truly to be made we bind ourselves, our heirs, executors, administrators, successors, and assigns, jointly and severally, firmly by these presents.
 - C. THE CONDITION OF THIS OBLIGATION IS SUCH, that if Principal, or its executors, administrators, successors, or assigns approved by Owner, or its subcontractors shall fail to pay any of the persons named in California Civil Code §3181, or amounts due under the State of California Unemployment Insurance Code with respect to work or labor performed under the Contract, or for any amounts required to be deducted, withheld, and paid over to the State of California Employment Development Department from the wages of employees of Principal and subcontractors pursuant to Section 13020 of the State of California Unemployment Insurance Code with respect to such work and labor, that Surety will pay for the same in an amount not exceeding the sum specified in this bond, plus reasonable attorneys’ fees, otherwise the above obligation shall become and be null and void.
 - D. This bond shall inure to the benefit of any of the persons named in California Civil Code §3181, as to give a right of action to such persons or their assigns in any suit brought upon this bond. The intent of this bond is to comply with the California Mechanic’s Lien Law.
 - E. Surety, for value received, hereby expressly agrees that no extension of time, change, modification, alteration, or addition to the undertakings, covenants, terms, conditions, and agreements of the Contract, or to the work to be performed thereunder, shall in any way affect the obligation of this bond; and it does hereby waive notice of any such extension of time, change, modification, alteration, or addition to the undertakings, covenants, terms, conditions, and agreements of the Contract, or to the work to be performed thereunder.
 - F. Surety’s obligations hereunder are independent of the obligations of any other surety for the payment of claims of laborers, mechanics, material suppliers, and other persons in connection with Contract; and suit may be brought against Surety and such other sureties, jointly and severally, or against any one or more of them, or against less than all of them without impairing Owner’s rights against the other.
 - G. Correspondence or claims relating to this bond shall be sent to Surety at the address set forth below.

IN WITNESS WHEREOF, we have hereunto set our hands this _____ day of _____,
20____.

CONTRACTOR AS PRINCIPAL

SURETY

Company: (Corp. Seal)

Company: (Corp. Seal)

Signature

Signature

Name

Name

Title

Title

Address: _____

Address: _____

END OF DOCUMENT

ATTACHMENT A – EXISTING TOWER SITE INFORMATION

Existing Tower Aerial

Legend

- 1970 9th Ave
- Olivehurst Community Park
- Olivehurst Public Utility
- OPUD Pool

9th Ave

9th Ave

9th Ave

Tower location (130' Tower)

Fenced Area

AT&T Building

Back-up Generator

Olivehurst Public Utility

1970 9th Ave

OPUD Pool

Olivehurst Community Park

Powerline Rd

Powerline Rd





Aerial view of Existing Tower Location (Facing NorthWest)



Aerial view of Existing Tower Location (Facing West)



Close Up of Cable Configuration on Tower Leg

GENERAL NOTES

- DRAWINGS ARE NOT TO BE SCALED, WRITTEN DIMENSIONS TAKE PRECEDENCE, AND THIS SET OF PLANS IS INTENDED TO BE USED FOR DIAGRAMMATIC PURPOSES ONLY, UNLESS NOTED OTHERWISE. THE GENERAL CONTRACTOR'S SCOPE OF WORK SHALL INCLUDE FURNISHING ALL MATERIALS, EQUIPMENT, LABOR, AND ANYTHING ELSE DEEMED NECESSARY TO COMPLETE INSTALLATIONS AS DESCRIBED HEREIN.
- PRIOR TO THE SUBMISSION OF BIDS, THE CONTRACTORS INVOLVED SHALL VISIT THE JOB SITE AND FAMILIARIZE THEMSELVES WITH ALL CONDITIONS AFFECTING THE PROPOSED PROJECT, WITH THE CONSTRUCTION AND CONTRACT DOCUMENTS, FIELD CONDITIONS AND CONFIRM THAT THE PROJECT MAY BE ACCOMPLISHED AS SHOWN PRIOR TO PROCEEDING WITH CONSTRUCTION. ANY ERRORS, OMISSIONS, OR DISCREPANCIES ARE TO BE BROUGHT TO THE ATTENTION OF THE ARCHITECT/ENGINEER, AND PROJECT MANAGER. (C.C.)
- THE GENERAL CONTRACTOR SHALL RECEIVE WRITTEN AUTHORIZATION TO PROCEED WITH CONSTRUCTION PRIOR TO STARTING WORK ON ANY ITEM NOT CLEARLY DEFINED BY THE CONSTRUCTION DRAWINGS/ CONTRACT DOCUMENTS.
- THE CONTRACTOR SHALL SUPERVISE AND DIRECT THE PROJECT DESCRIBED HEREIN. THE CONTRACTOR SHALL BE SOLELY RESPONSIBLE FOR ALL CONSTRUCTION MEANS, METHODS, TECHNIQUES, SEQUENCES AND PROCEDURES AND FOR COORDINATING ALL PORTIONS OF THE WORK UNDER THE CONTRACT.
- THE CONTRACTOR SHALL INSTALL ALL EQUIPMENT AND MATERIALS ACCORDING TO MANUFACTURER'S/ VENDOR'S SPECIFICATIONS UNLESS NOTED OTHERWISE OR WHERE LOCAL CODES OR ORDINANCES TAKE PRECEDENCE.
- ALL WORK PERFORMED ON PROJECT AND MATERIALS INSTALLED SHALL BE IN STRICT ACCORDANCE WITH ALL APPLICABLE CODES, REGULATIONS, AND ORDINANCES. CONTRACTOR SHALL GIVE ALL NOTICES AND COMPLY WITH ALL LAWS, ORDINANCES, RULES, REGULATIONS AND LAWFUL ORDERS OF ANY PUBLIC AUTHORITY, MUNICIPAL AND UTILITY COMPANY SPECIFICATIONS, AND LOCAL AND STATE JURISDICTIONAL CODES BEARING ON THE PERFORMANCE OF THE WORK.
- GENERAL CONTRACTOR SHALL PROVIDE AT THE PROJECT SITE A FULL SET OF CONSTRUCTION DOCUMENTS UPDATED WITH THE LATEST REVISIONS AND ADDENDUM'S OR CLARIFICATIONS FOR THE USE BY ALL PERSONNEL INVOLVED WITH THE PROJECT, STAMPED ORIGINALS SHALL NOT BE USED FOR REDLINE PURPOSES.
- THE STRUCTURAL COMPONENTS OF THIS PROJECT SITE/FACILITY ARE NOT TO BE ALTERED BY THIS CONSTRUCTION PROJECT UNLESS NOTED OTHERWISE.
- DETAILS INCLUDED HEREIN ARE INTENDED TO SHOW END RESULT OF DESIGN. MINOR MODIFICATIONS MAY BE REQUIRED TO SUIT JOB CONDITIONS OR SITUATIONS, AND SUCH MODIFICATIONS SHALL BE INCLUDED AS PART OF THE SCOPE OF WORK.
- SEAL PENETRATIONS THROUGH FIRE-RATED AREAS WITH U.L. LISTED OR FIRE MARSHALL APPROVED MATERIALS IF APPLICABLE TO THIS FACILITY AND OR PROJECT SITE.
- PROVIDE A PORTABLE FIRE EXTINGUISHER WITH A RATING OF NOT LESS THAN 2-A OR 2-A10BC WITHIN 75 FEET TRAVEL DISTANCE TO ALL PORTIONS OF THE PROJECT AREA DURING CONSTRUCTION.
- THE CONTRACTOR SHALL MAKE NECESSARY PROVISIONS TO PROTECT EXISTING IMPROVEMENTS, EASEMENTS, PAVING, CURBING, ETC. DURING CONSTRUCTION. UPON COMPLETION OF WORK, CONTRACTOR SHALL REPAIR ANY DAMAGE THAT MAY HAVE OCCURRED DUE TO CONSTRUCTION ON OR ABOUT THE PROPERTY.
- CONTRACTOR SHALL ENSURE THAT GENERAL WORK AREA IS KEPT CLEAN AND HAZARD FREE DURING CONSTRUCTION AND DISPOSE OF ALL DIRT, DEBRIS, RUBBISH AND REMOVE EQUIPMENT NOT SPECIFIED AS REMAINING ON THE PROPERTY. PREMISES SHALL BE LEFT IN CLEAN CONDITION AND FREE FROM PAINT SPOTS, DUST, OR SMUDGES OF ANY NATURE. SITE SHALL BE SECURED, SAFE AND CLEAN UPON COMPLETION OF WORK EACH DAY.
- THE ARCHITECTS/ENGINEERS HAVE MADE EVERY EFFORT TO SET FORTH IN THE CONSTRUCTION AND CONTRACT DOCUMENTS THE COMPLETE SCOPE OF WORK. CONTRACTORS BIDDING THE JOB ARE NEVERTHELESS CAUTIONED THAT MINOR OMISSIONS OR ERRORS IN THE DRAWINGS AND OR SPECIFICATIONS SHALL NOT EXCUSE SAID CONTRACTOR FROM COMPLETING THE PROJECT AND IMPROVEMENTS IN ACCORDANCE WITH THE INTENT OF THESE DOCUMENTS. THE BIDDER SHALL BEAR THE RESPONSIBILITY OF NOTIFYING (IN WRITING) THE ARCHITECT/ENGINEER OF ANY CONFLICTS, ERRORS, OR OMISSIONS PRIOR TO THE SUBMISSION OF CONTRACTOR'S PROPOSAL. IN THE EVENT OF DISCREPANCIES THE CONTRACTOR SHALL PRICE THE MORE COSTLY OR EXTENSIVE WORK, UNLESS DIRECTED OTHERWISE.



SITE NUMBER: CVL00527
SITE NAME: OLIVEHURST
 1942 9TH AVE
 OLIVEHURST, CA 95961

PACE#: MRSFR043068
 PTN#: 3701A0D8E5
 PACE#: MRSFR045747
 PTN#: 3701A0E9W4
 PACE#: MRSFR043121
 PTN#: 3701A0D8F6
 PACE#: MRSFR043114
 PTN#: 3701A0D8K2
 FA#: 10090445

PROPRIETARY INFORMATION
 THE INFORMATION CONTAINED IN THIS SET OF DRAWINGS IS PROPRIETARY BY NATURE. ANY USE OR DISCLOSURE OTHER THAN THAT WHICH RELATES TO PECK SITE-COM IS STRICTLY PROHIBITED

CLIENT:

 10 PASTEUR, SUITE 100
 IRVINE, CA 92618

 5001 EXECUTIVE PARKWAY
 SAN RAMON, CA 94583

PROJECT INFORMATION:
OLIVEHURST
 1942 9TH AVE
 OLIVEHURST, CA 95000

REV:	DATE:	DESCRIPTION:	BY:
1	12-1-17	90% CONSTRUCTION DOC'S	AMP
2	1-10-18	100% CONSTRUCTION DOC'S	AMP

COORDINATING ENGINEER:

 12852 Earhart Ave. Suite 101
 Auburn, California 95602
 Phone (530) 885-6160
 E-Mail info@peeksitecom.com

SEAL:

SITE #:	CHK.:	DRAWN BY:
CVL00527	...	AMP

TITLE SHEET

SHEET NUMBER:	REVISION:
T-1	0

LEGEND

- _____ A _____ ANTENNA CABLE (ABOVE GROUND)
- _____ T _____ TELEPHONE SERVICE (ABOVE GROUND)
- _____ E _____ POWER SERVICE (ABOVE GROUND)
- _____ G _____ GROUND RING (ABOVE GROUND)
- --- A --- --- ANTENNA CABLE (BURIED)
- --- T --- --- TELEPHONE SERVICE (BURIED)
- --- E --- --- POWER SERVICE (BURIED)
- --- G --- --- GROUND RING (BURIED)
- _____ _____ PROPERTY BOUNDARY LINE
- --- --- --- INTERNAL PROPERTY LOT LINE

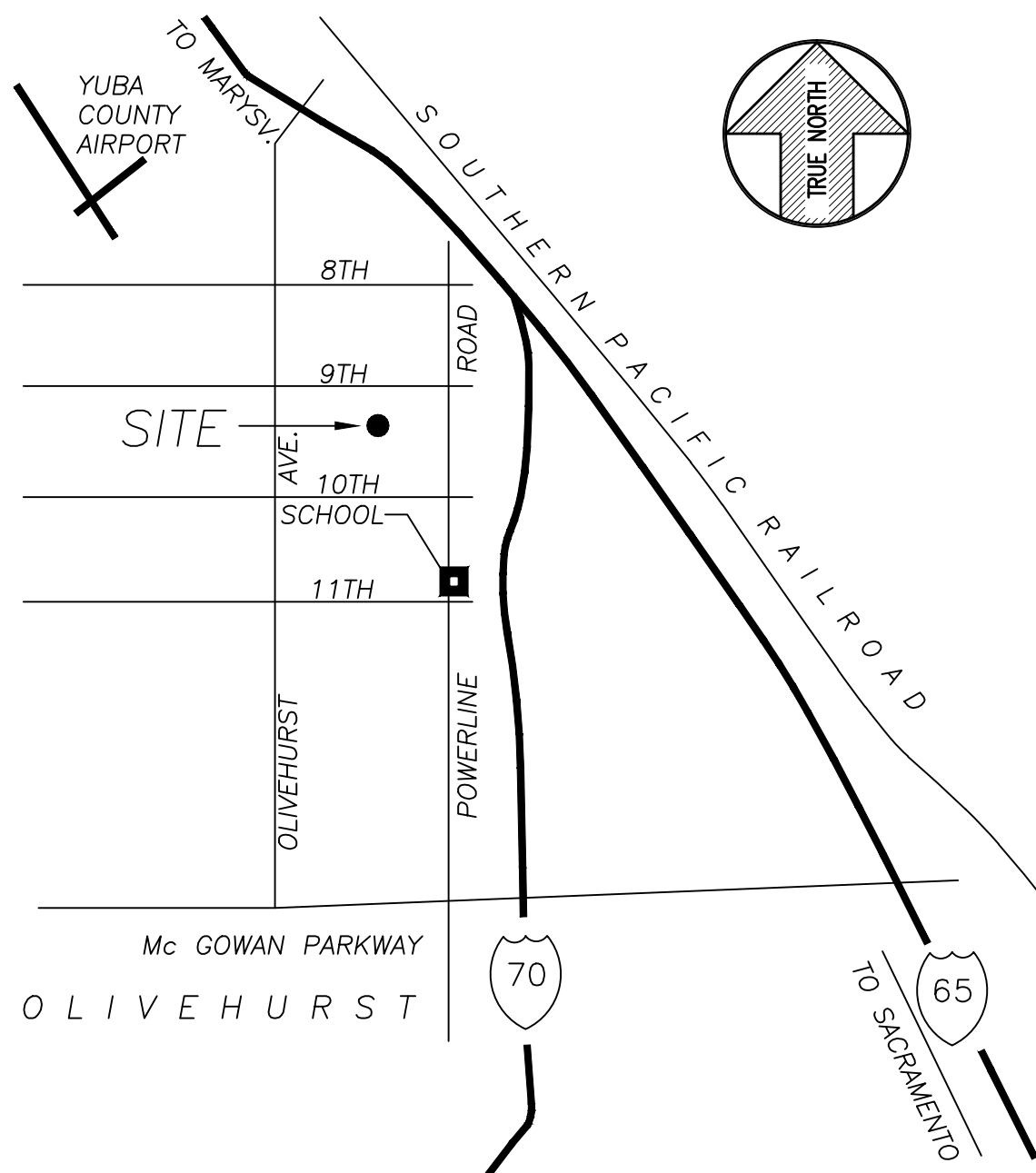
PROJECT SUMMARY

SITE NAME: OLIVEHURST
 SITE NUMBER: CVL00527
 SITE ADDRESS: 1942 9TH AVE, OLIVEHURST, CA 95961-4311
 PROPERTY OWNER: OLIVEHURST PUBLIC UTILITY DISTRICT
 OWNER ADDRESS: PO BOX 670, OLIVEHURST, CA 95961
 APPLICANT: AT&T MOBILITY
 APPLICANTS ADDRESS: 5001 EXECUTIVE PARKWAY, SAN RAMON, CA 94583
 ASSESSORS PARCEL NUMBER(S): 013-240-010-000
 LATITUDE: 39° 5' 28.15"
 LONGITUDE: 121° 32' 40.18"
 ZONING: V-B
 CONSTRUCTION TYPE: N/A
 OCCUPANCY: U
 JURISDICTION: YUBA COUNTY
 COUNTY: YUBA

SHEET INDEX

- T-1 TITLE SHEET
- A-1 OVERALL SITE PLAN
- A-1.1 ENLARGED SITE PLAN
- A-1.2 ANTENNA PLAN
- A-1.3 ANTENNA DETAILS
- A-1.4 DETAILS
- A-1.5 DETAILS
- A-2 ELEVATIONS

VICINITY MAP



CONTACTS

APPLICANT:
 AT&T MOBILITY
 5001 EXECUTIVE PARKWAY
 SAN RAMON, CA 94583

AT&T PROJECT MANAGER:
 AT&T
 5001 EXECUTIVE PARKWAY
 SAN RAMON, CA 94583

AT&T CONSTRUCTION MANAGER:
 5001 EXECUTIVE PARKWAY
 SAN RAMON, CA 94583

ENGINEERING FIRM:
 PECK SITE-COM
 12852 EARHART AVE SUITE 101
 AUBURN, CA 95602
 (530) 885-6160

SITE ACQUISITION & PLANNING:
 MARIANNE BORING
 VINCULUMS
 10 PASTEUR, SUITE 100
 IRVINE, CA 92618
 (509) 531-5475

CODE COMPLIANCE

ALL WORK AND MATERIALS SHALL BE PERFORMED AND INSTALLED IN ACCORDANCE WITH THE CURRENT EDITION OF THE FOLLOWING CODES AS ADOPTED BY THE LOCAL GOVERNING AUTHORITIES. NOTHING IN THESE PLANS IS TO BE CONSTRUED TO PERMIT WORK NOT CONFORMING TO THESE CODES.

- 2016 CALIFORNIA BUILDING CODE
- 2016 CALIFORNIA FIRE CODE
- 2016 CALIFORNIA ELECTRICAL CODE
- 2016 CALIFORNIA PLUMBING CODE
- 2016 CALIFORNIA MECHANICAL CODE
- 2016 CALIFORNIA HEALTH AND SAFETY CODE

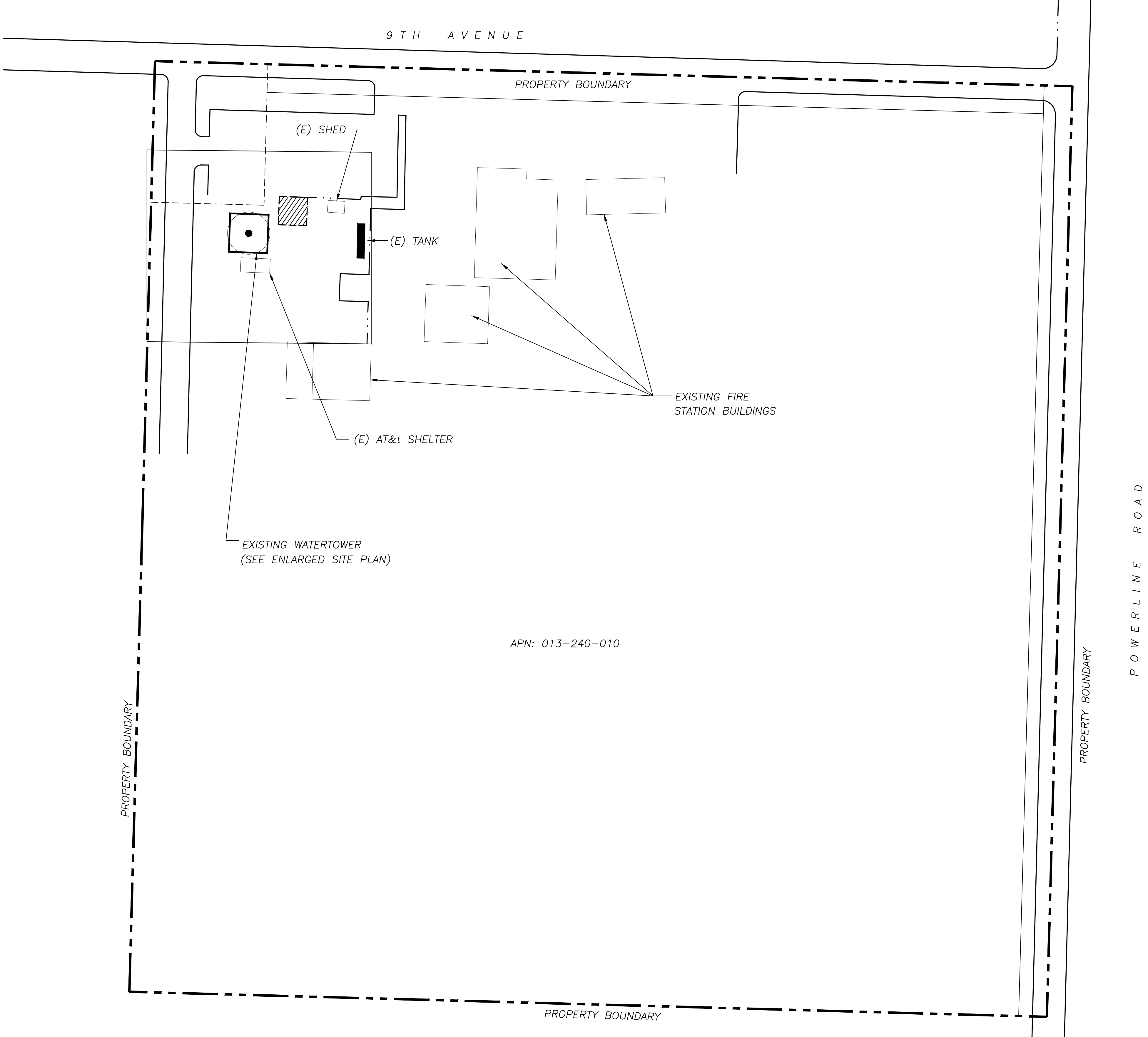
ACCESSIBILITY REQUIREMENTS:
 THIS FACILITY IS UNMANNED AND NOT FOR HUMAN HABITATION. HANDICAPPED ACCESS REQUIREMENTS ARE NOT REQUIRED IN ACCORDANCE WITH THE 2016 CALIFORNIA BUILDING CODE, CHAPTER 11B, EXCEPTION SECTION 11B-203.5

PROJECT DESCRIPTION

AT&T MOBILITY PROPOSES TO MODIFY AN EXISTING UNMANNED TELECOMMUNICATIONS FACILITY. THESE MODIFICATIONS WILL CONSIST OF THE FOLLOWING:

- (3) (E) 4' ANTENNAS TO REMAIN
- (9) (E) 4' ANTENNAS TO BE REPLACED WITH (9) 4' NEW ANTENNAS
- (3) (E) RRUS-12/A2 TO BE REPLACED WITH (3) NEW RRUS-32 B2
- (3) NEW RRUS-12 B5 TO BE INSTALLED
- (3) NEW RRUS-4478 B14 TO BE INSTALLED
- (3) (E) RRUS-11 TO BE REPLACED WITH (3) NEW RRUS-32 B66
- (3) (E) RRUS-11 TO REMAIN
- (3) NEW SURGE SUPPRESSOR WITH (3) NEW FIBER TRUNK AND (3) NEW DC POWER TRUNKS
- (2) (E) DUS-41 TO BE REMOVED AND REPLACED WITH (1) NEW 5216
- (1) NEW XMU TO BE INSTALLED
- REMOVE LINES AS NEED

NO SURVEY WAS PROVIDED TO PEEK SITE-COM. SITE LAYOUT WAS DERIVED FROM FIELD NOTES, AND OBSERVATIONS



PROPRIETARY INFORMATION
THE INFORMATION CONTAINED IN THIS SET OF DRAWINGS IS PROPRIETARY BY NATURE. ANY USE OR DISCLOSURE OTHER THAN THAT WHICH RELATES TO PEEK SITE-COM IS STRICTLY PROHIBITED

CLIENT:

10 PASTEUR, SUITE 100
IRVINE, CA 92618

5001 EXECUTIVE PARKWAY
SAN RAMON, CA 94583

PROJECT INFORMATION:

OLIVEHURST
1942 9TH AVE
OLIVEHURST, CA 95000

REV:	DATE:	DESCRIPTION:	BY:
1	12-1-17	90% CONSTRUCTION DOC'S	AMP
2	1-10-18	100% CONSTRUCTION DOC'S	AMP

COORDINATING ENGINEER:

Peek Site-Com
12852 Earhart Ave. Suite 101
Auburn, California 95602
Phone (530) 885-6160
E-Mail info@peeksitecom.com

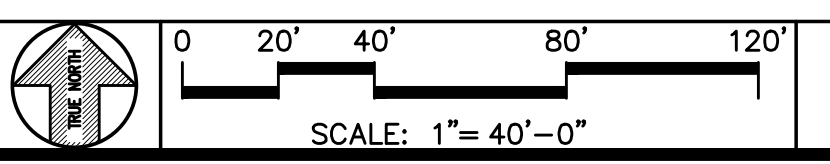
NO. C 33407
EXP. 05/30/18
CIVIL ENGINEER
STATE OF CALIFORNIA

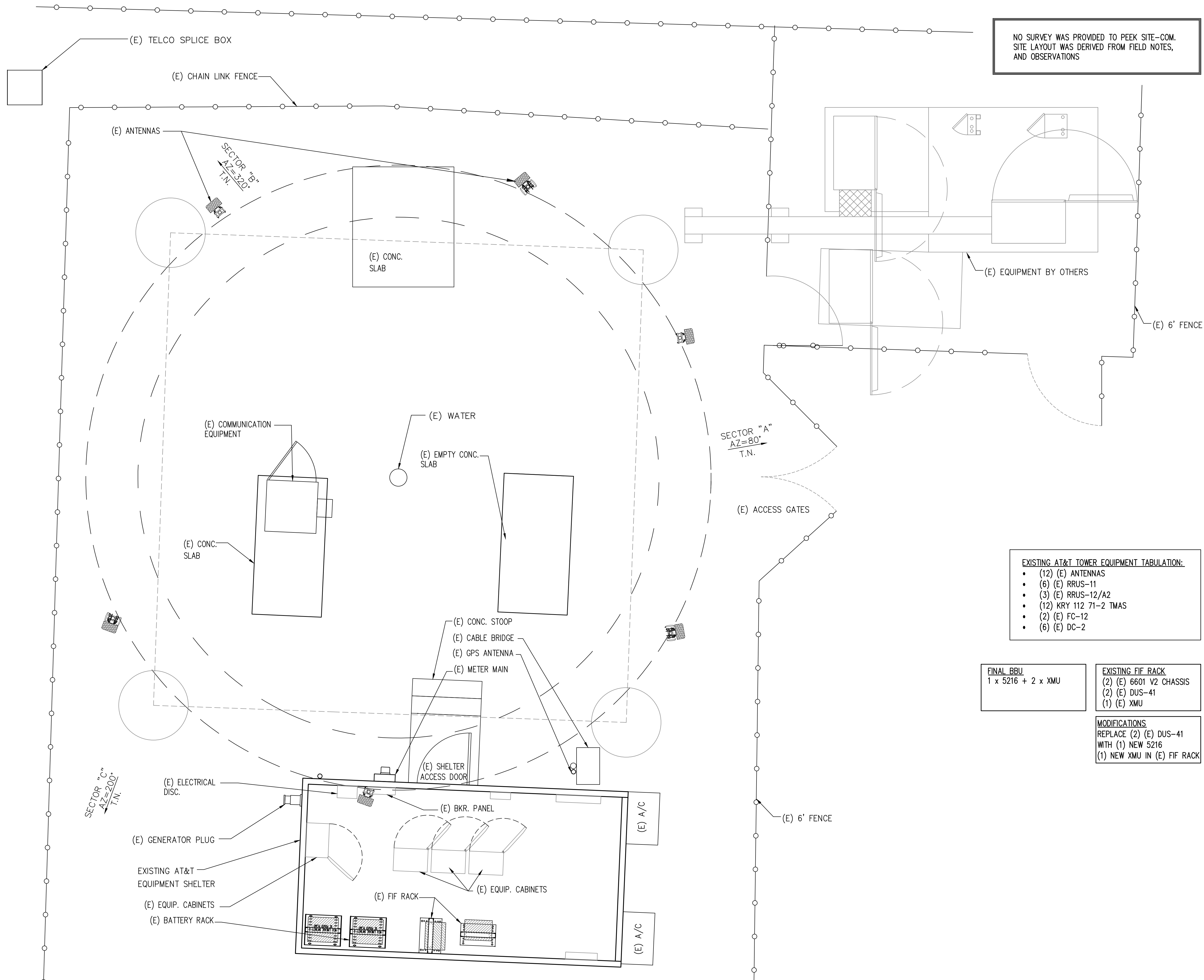
SITE #:	CHK.:	DRAWN BY:
CVL00527	...	AMP

SHEET TITLE:
OVERALL SITE PLAN

SHEET NUMBER:	REVISION:
A-1	0

OVERALL SITE PLAN





NO SURVEY WAS PROVIDED TO PEEK SITE-COM. SITE LAYOUT WAS DERIVED FROM FIELD NOTES, AND OBSERVATIONS

- EXISTING AT&T TOWER EQUIPMENT TABULATION:**
- (12) (E) ANTENNAS
 - (6) (E) RRUS-11
 - (3) (E) RRUS-12/A2
 - (12) KRY 112 71-2 TMAS
 - (2) (E) FC-12
 - (6) (E) DC-2

FINAL BBU
1 x 5216 + 2 x XMU

EXISTING FIF RACK
(2) (E) 6601 V2 CHASSIS
(2) (E) DUS-41
(1) (E) XMU

MODIFICATIONS
REPLACE (2) (E) DUS-41 WITH (1) NEW 5216
(1) NEW XMU IN (E) FIF RACK

PROPRIETARY INFORMATION
THE INFORMATION CONTAINED IN THIS SET OF DRAWINGS IS PROPRIETARY BY NATURE. ANY USE OR DISCLOSURE OTHER THAN THAT WHICH RELATES TO PEEK SITE-COM IS STRICTLY PROHIBITED

CLIENT:
Vinculums
10 PASTEUR, SUITE 100
IRVINE, CA 92618

at&t
5001 EXECUTIVE PARKWAY
SAN RAMON, CA 94583

PROJECT INFORMATION:
OLIVEHURST
1942 9TH AVE
OLIVEHURST, CA 95000

REV:	DATE:	DESCRIPTION:	BY:
1	12-1-17	90% CONSTRUCTION DOC'S	AMP
2	1-10-18	100% CONSTRUCTION DOC'S	AMP

COORDINATING ENGINEER:
Peek Site-Com
12852 Earhart Ave. Suite 101
Auburn, California 95602
Phone (530) 885-6160
E-Mail info@peeksitecom.com



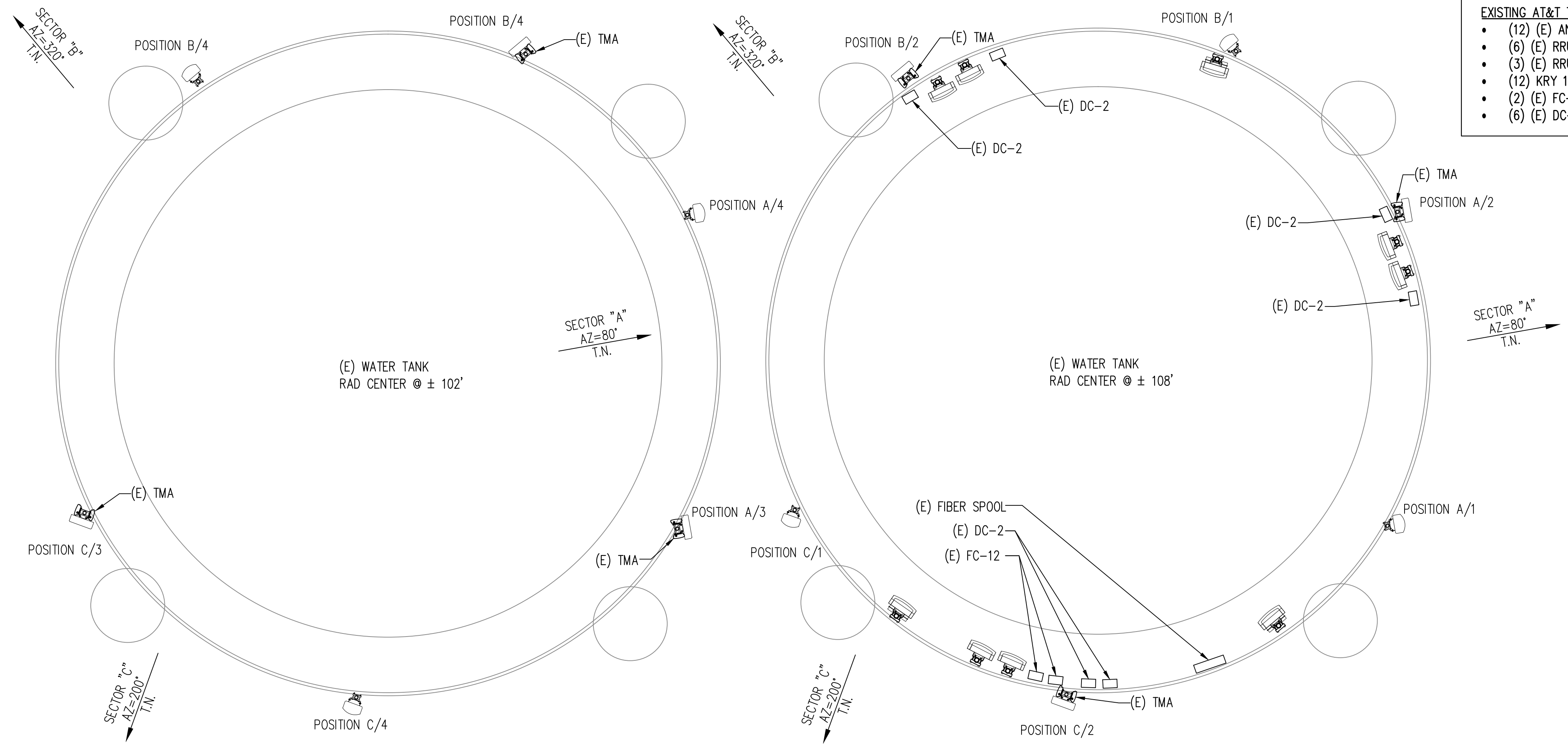
SITE #: CVL00527 CHK.: ... DRAWN BY: AMP

SHEET TITLE: **ENLARGED SITE PLAN**

SHEET NUMBER: REVISION:

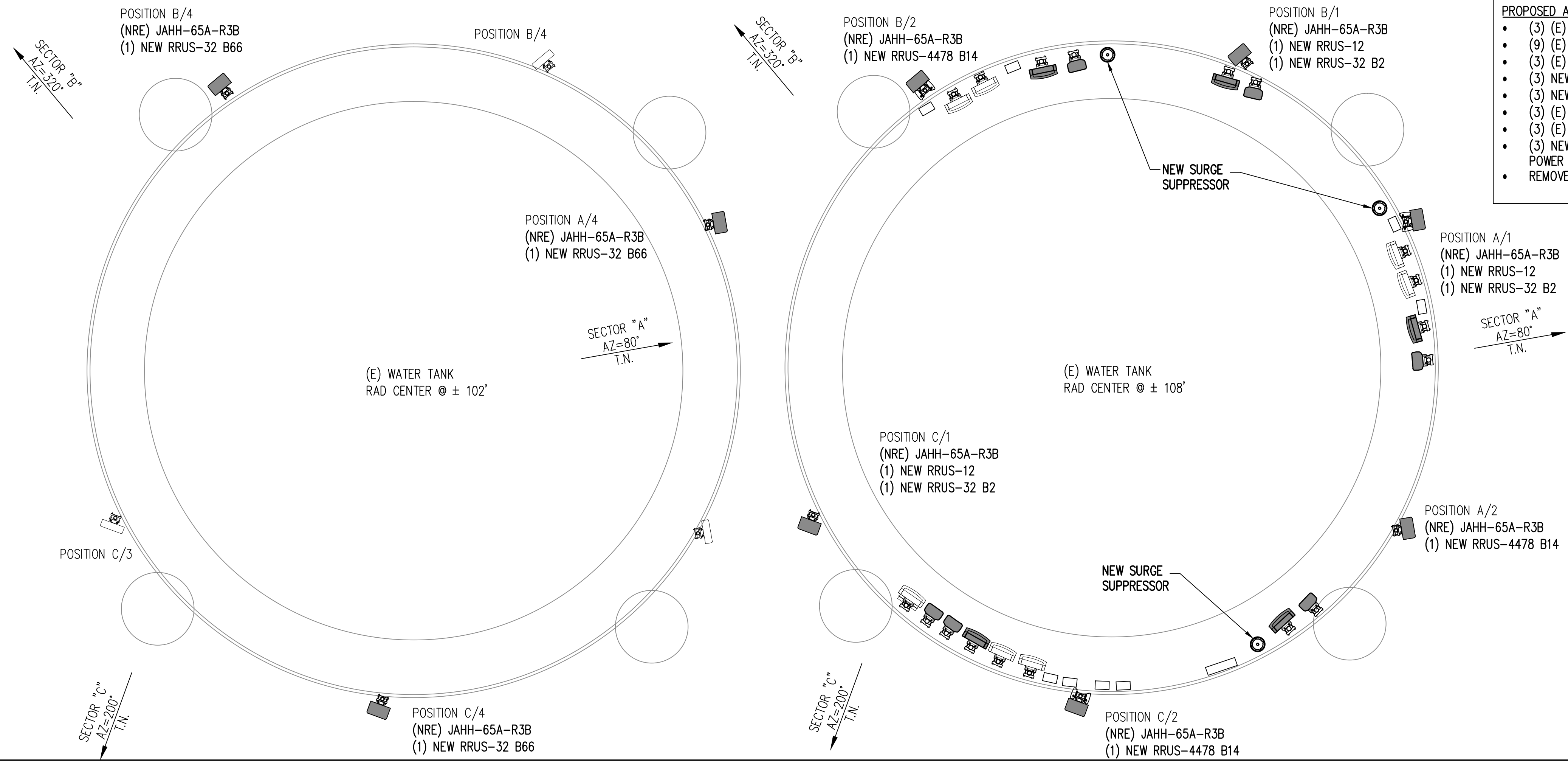
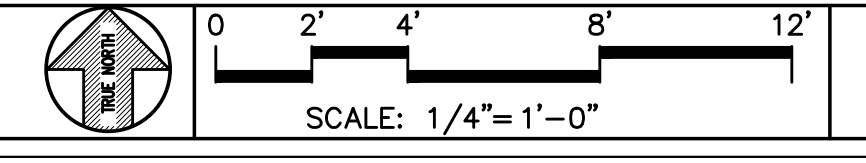
A-1.1 0

ENLARGED SITE PLAN



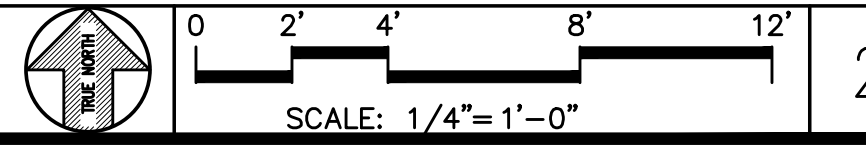
- EXISTING AT&T TOWER EQUIPMENT TABULATION:**
- (12) (E) ANTENNAS
 - (6) (E) RRUS-11
 - (3) (E) RRUS-12/A2
 - (12) KRY 112 71-2 TMAS
 - (2) (E) FC-12
 - (6) (E) DC-2

EXISTING ANTENNA PLAN



- PROPOSED AT&T TOWER EQUIPMENT TABULATION:**
- (3) (E) 4' ANTENNAS TO REMAIN
 - (9) (E) 4' ANTENNAS TO BE REPLACED WITH (9) 4' NEW ANTENNAS
 - (3) (E) RRUS-12/A2 TO BE REPLACED WITH (3) NEW RRUS-32 B2
 - (3) NEW RRUS-12 B5 TO BE INSTALLED
 - (3) NEW RRUS-4478 B14 TO BE INSTALLED
 - (3) (E) RRUS-11 TO BE REPLACED WITH (3) NEW RRUS-32 B66
 - (3) (E) RRUS-11 TO REMAIN
 - (3) NEW SURGE SUPPRESSOR WITH (3) NEW FIBER TRUNK AND (3) NEW DC POWER TRUNKS
 - REMOVE LINES AS NEEDED

PROPOSED ANTENNA PLAN



PROPRIETARY INFORMATION
THE INFORMATION CONTAINED IN THIS SET OF DRAWINGS IS PROPRIETARY BY NATURE. ANY USE OR DISCLOSURE OTHER THAN THAT WHICH RELATES TO PEEK SITE-COM IS STRICTLY PROHIBITED

CLIENT:

10 PASTEUR, SUITE 100
IRVINE, CA 92618

5001 EXECUTIVE PARKWAY
SAN RAMON, CA 94583

PROJECT INFORMATION:

OLIVEHURST
1942 9TH AVE
OLIVEHURST, CA 95000

REV: DATE: DESCRIPTION: BY:

1	12-1-17	90% CONSTRUCTION DOC'S	AMP
2	1-10-18	100% CONSTRUCTION DOC'S	AMP

COORDINATING ENGINEER:

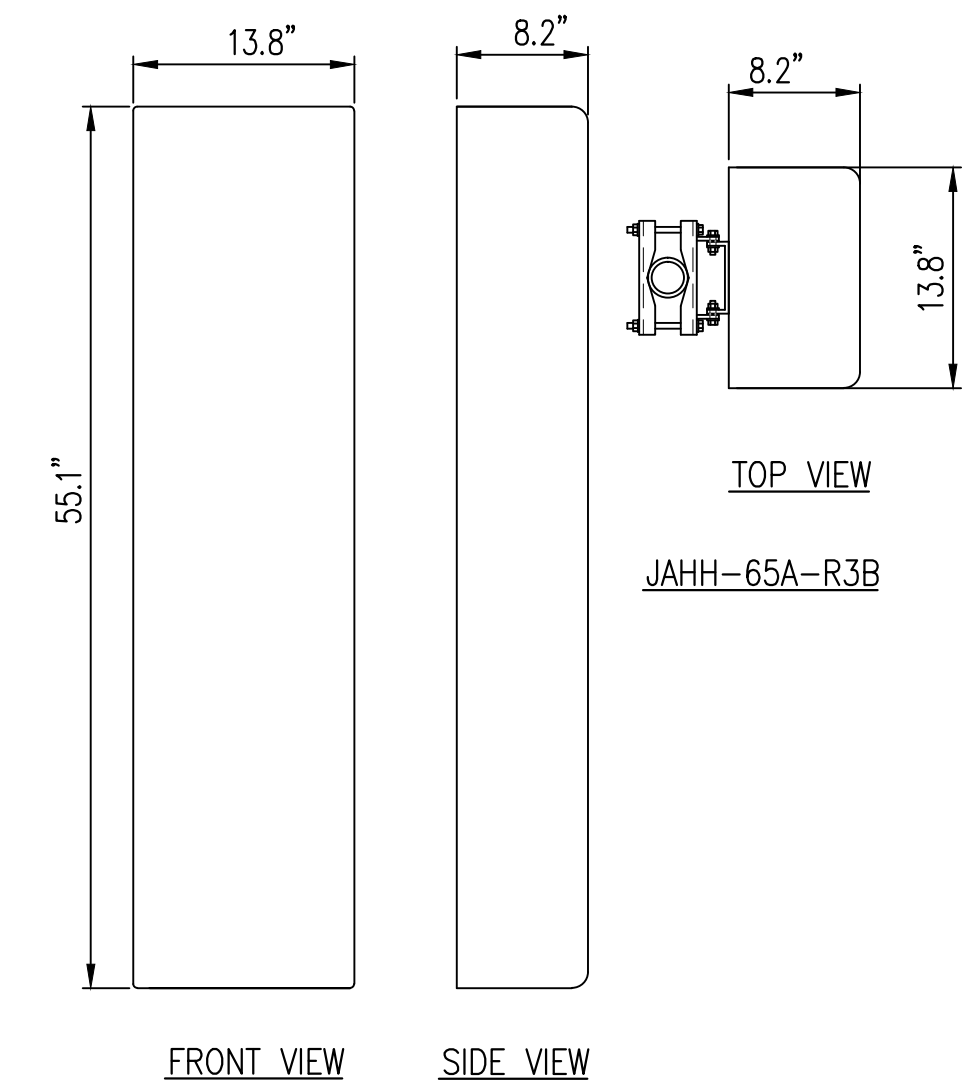
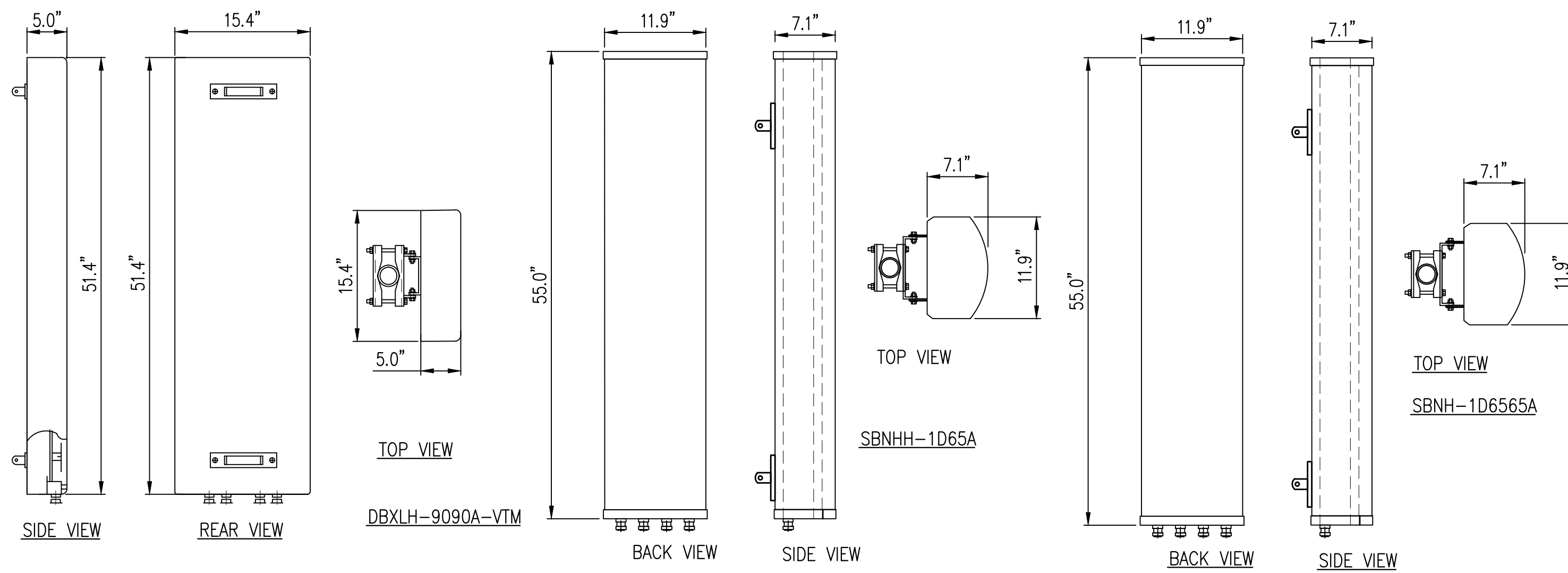
Peek Site-Com
12852 Earhart Ave. Suite 101
Auburn, California 95602
Phone (530) 885-6160
E-Mail info@peeksitcom.com

SEAL:

SITE #: CVL00527 CHK.: ... DRAWN BY: AMP

SHEET TITLE: **ANTENNA PLAN**

SHEET NUMBER: **A-1.2** REVISION: **0**



EXISTING ANTENNA DETAILS

SCALE: N.T.S.

3

NEW ANTENNA DETAILS

SCALE: N.T.S.

1

PROPRIETARY INFORMATION
THE INFORMATION CONTAINED IN THIS SET OF DRAWINGS IS PROPRIETARY BY NATURE. ANY USE OR DISCLOSURE OTHER THAN THAT WHICH RELATES TO PEEK SITE-COM IS STRICTLY PROHIBITED

CLIENT:



10 PASTEUR, SUITE 100
IRVINE, CA 92618



5001 EXECUTIVE PARKWAY
SAN RAMON, CA 94583

PROJECT INFORMATION:

OLIVEHURST

1942 9TH AVE
OLIVEHURST, CA 95000

REV: DATE: DESCRIPTION: BY:

1	12-1-17	90% CONSTRUCTION DOC'S	AMP
2	1-10-18	100% CONSTRUCTION DOC'S	AMP

COORDINATING ENGINEER:

Peek Site-Com

12852 Earhart Ave. Suite 101
Auburn, California 95602
Phone (530) 885-6160
E-Mail info@peeksitecom.com

SEAL:



SITE #: CHK.: DRAWN BY:

CVL00527 ... AMP

SHEET TITLE:

ANTENNA DETAILS

SHEET NUMBER: REVISION:

A-1.3 0

FINAL ANTENNA CONFIGURATION TABLE

SECTOR/POS.	RAD CENTER	PHYSICAL AZIMUTH	EXISTING ANTENNA MODEL	NEW ANTENNA MODEL	ANT. STATUS	TECH./FREQUENCY	RRU / TMA
A/1	± 108'	80°	SBNHH-1D65A	JAHH-65A-R3B	NRE	LTE 700FN/LTE850/LTE1900	(1) NEW RRU-12 & (1) NEW RRU-32 B2
A/2	± 108'	80°	DBXLH-9090A-VTM	JAHH-65A-R3B	NRE	LTEFN2/UMTS 850	(2) (E) KRY 112 71-2 & (1) NEW RRU-4478 B14
A/3	± 102'	80°	DBXLH-9090A-VTM	DBXLH-9090A-VTM	ER	LTE	
A/4	± 102'	80°	SBNH-1D6565A	JAHH-65A-R3B	NRE	LTE 700BC/LTE AWS	(1) (E) RRU-11 & (1) NEW RRU-32 B66
B/1	± 110'	320°	SBNHH-1D65A	JAHH-65A-R3B	NRE	LTE 700FN/LTE850/LTE1900	(1) NEW RRU-12 & (1) NEW RRU-32 B2
B/2	± 110'	320°	DBXLH-9090A-VTM	JAHH-65A-R3B	NRE	LTEFN2/UMTS 850	(2) (E) KRY 112 71-2 & (1) NEW RRU-4478 B14
B/3	± 104'	320°	DBXLH-9090A-VTM	DBXLH-9090A-VTM	ER	LTE	
B/4	± 104'	320°	SBNH-1D6565A	JAHH-65A-R3B	NRE	LTE 700BC/LTE AWS	(1) (E) RRU-11 & (1) NEW RRU-32 B66
C/1	± 110'	200°	SBNHH-1D65A	JAHH-65A-R3B	NRE	LTE 700FN/LTE850/LTE1900	(1) NEW RRU-12 & (1) NEW RRU-32 B2
C/2	± 110'	200°	DBXLH-9090A-VTM	JAHH-65A-R3B	NRE	LTEFN2/UMTS 850	(2) (E) KRY 112 71-2 & (1) NEW RRU-4478 B14
C/3	± 104'	200°	DBXLH-9090A-VTM	DBXLH-9090A-VTM	ER	LTE	
C/4	± 104'	200°	SBNH-1D6565A	JAHH-65A-R3B	NRE	LTE 700BC/LTE AWS	(1) (E) RRU-11 & (1) NEW RRU-32 B66

LEGEND:

- B - ANTENNA BY OTHERS
- ER - EXISTING ANTENNA TO REMAIN
- NRE - NEW ANTENNA TO REPLACE EXISTING
- NRO - NEW ANTENNA TO REPLACE ANTENNA BY OTHERS
- N - NEW ANTENNA TO BE INSTALLED
- FBO - FUTURE BY OTHERS
- ** - AT GROUND LEVEL

NOTE:

- (3) (E) RRU-12/A2 TO BE REMOVED
- (3) (E) RRU-11 TO BE REMOVED
- (12) (E) KRY 112 71-2 TMAS TO BE REMOVED

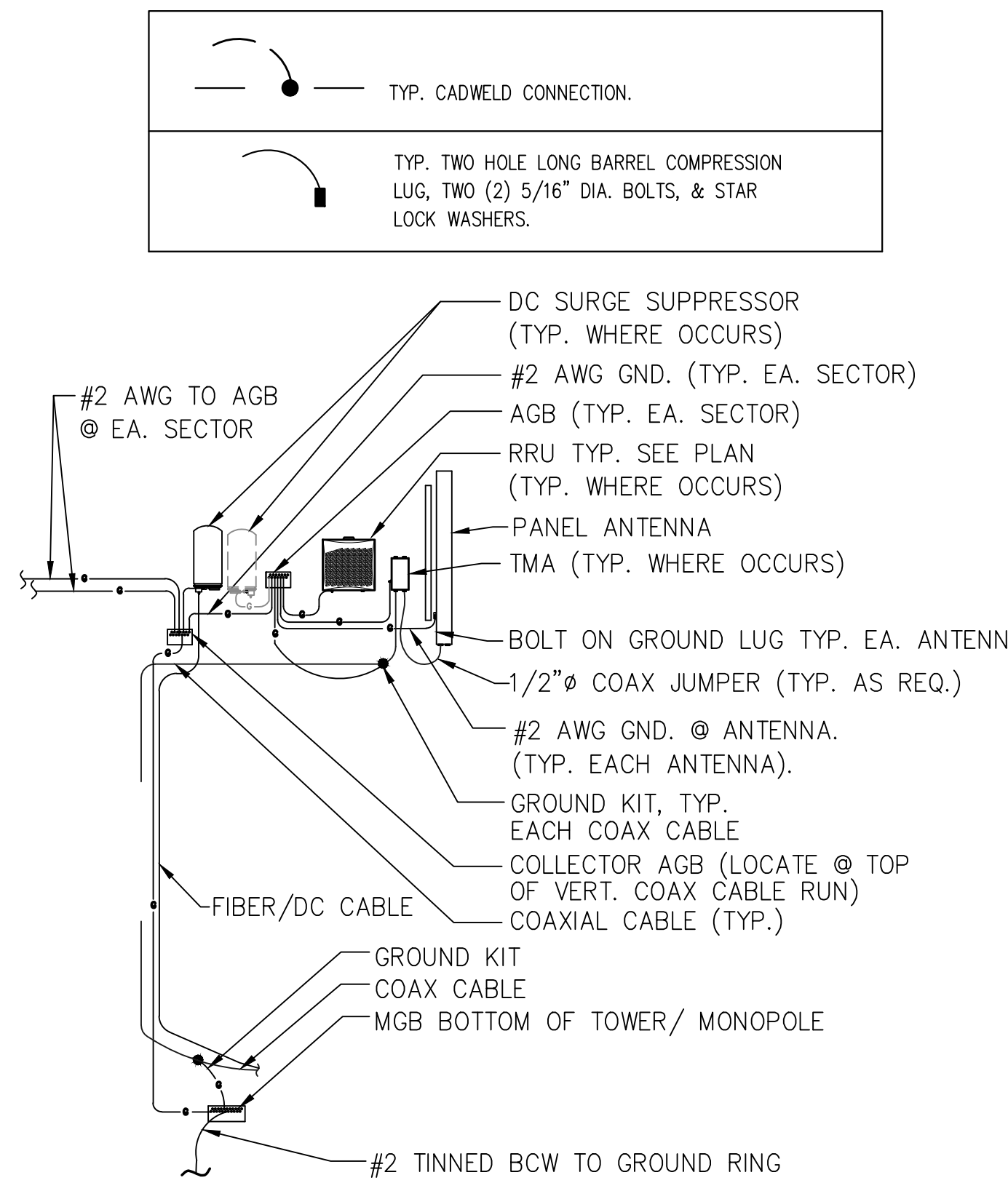
ANTENNA CONFIGURATION CHART

SCALE: N.T.S.

2

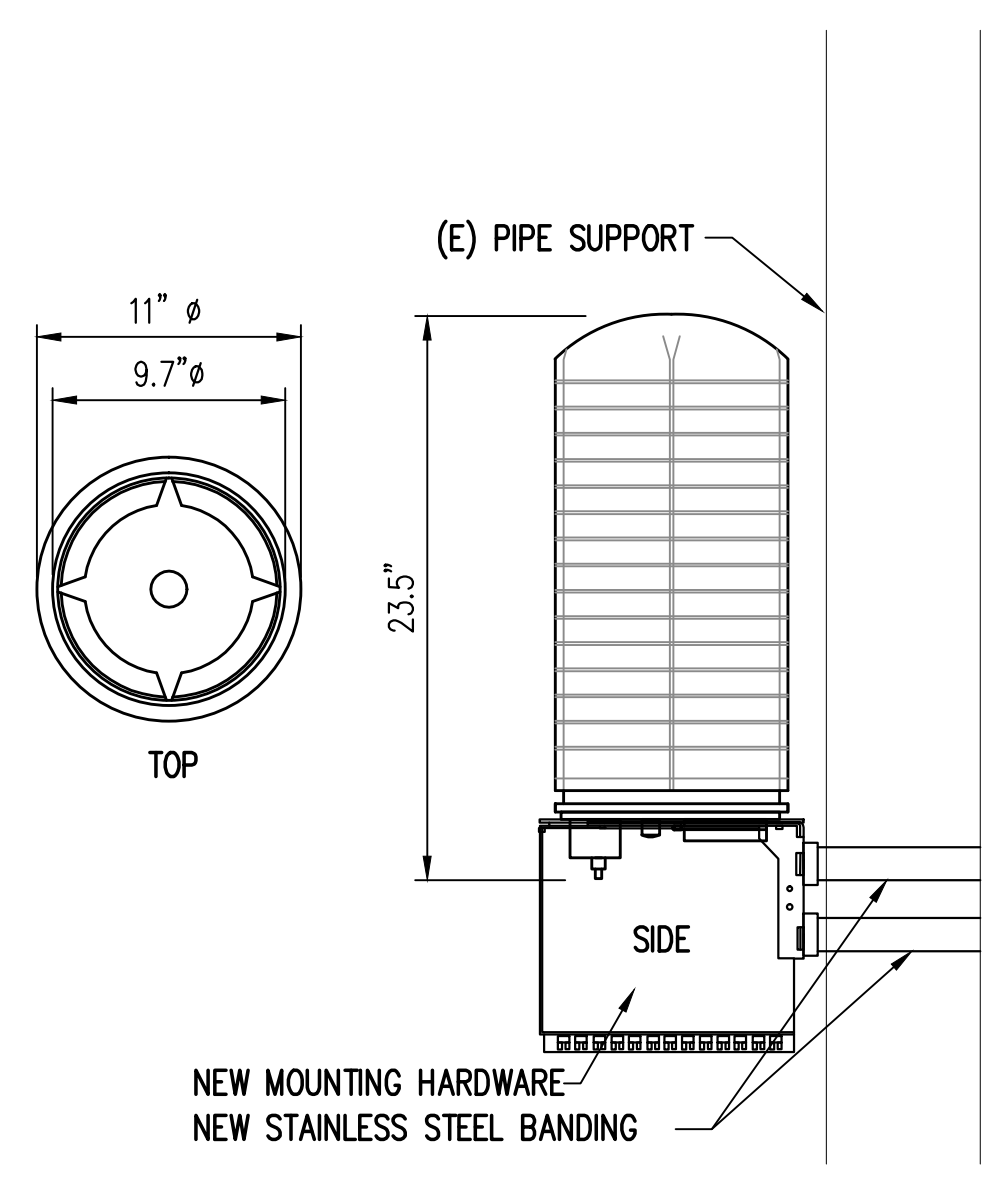
GROUNDING NOTES

- GROUNDING SHALL COMPLY WITH CEC ART. 250.
- GROUND COAXIAL CABLE SHIELDS MINIMUM AT BOTH ENDS USING MANUFACTURERS COAX CABLE GROUNDING KITS SUPPLIED BY AT&T
- USE #2 COPPER STRANDED WIRE WITH GREEN COLOR INSULATION FOR ABOVE GRADE GROUNDING (UNLESS OTHERWISE SPECIFIED) AND #2 SOLID TINNED BARE COPPER WIRE FOR BELOW GRADE GROUNDING AS INDICATED ON THE DRAWING.
- ALL GROUND CONNECTIONS TO BE BURNDY HYGROUND COMPRESSION TYPE CONNECTORS OR CADWELD EXOTHERMIC WELD. DO NOT ALLOW BARE COPPER WIRE TO BE IN CONTACT WITH GALVANIZED STEEL.
- ROUTE GROUNDING CONDUCTORS ALONG THE SHORTEST AND STRAIGHTEST PATH POSSIBLE, EXCEPT AS OTHERWISE INDICATED. GROUNDING LEADS SHOULD NEVER BE BENT AT RIGHT ANGLE. ALWAYS MAKE AT LEAST 12" RADIUS BENDS. #6 WIRE CAN BE BENT AT 6" RADIUS WHEN NECESSARY.
- BOND ANY METAL OBJECTS WITHIN 7 FEET OF AT&T EQUIPMENT CABINETS TO MASTER GROUND BAR OR DIRECTLY TO U.G. GROUND RING W/#2 TINNED BCW DOWNLEAD
- CONNECTIONS TO MGB SHALL BE ARRANGED IN THREE MAIN GROUPS: SURGE PRODUCERS (COAXIAL CABLE GROUND KITS, TELCO AND POWER PEDESTAL GROUND OR SURGE PROTECTOR) SURGE ABSORBERS (GROUNDING ELECTRODE RING OR BUILDING STEEL); NON-SURGING OBJECTS (EGB GROUND IN BTS).
- CONNECTIONS TO GROUND BARS SHALL BE MADE WITH TWO HOLE COMPRESSION TYPE COPPER LUGS AND NO-OX OR EQUIVALENT PLACED BETWEEN CONNECTOR AND GROUND BAR.
- THE GROUND ELECTRODE SYSTEM SHALL CONSIST OF DRIVEN GROUND RODS UNIFORMLY SPACED AROUND CELL SITE. THE GROUND ROD SHALL BE 5/8" ϕ COPPER CLAD STEEL & BE 10'-0" LONG SPACED @ 10'-0" O.C. OR 8'-0" LONG SPACED 8'-0" O.C. ALONG GROUND RING. THE RODS SHALL BE INTERCONNECTED WITH #2 SOLID TINNED COPPER GROUND WIRE BURIED A MINIMUM 18" BELOW THE SURFACE OF THE SOIL.



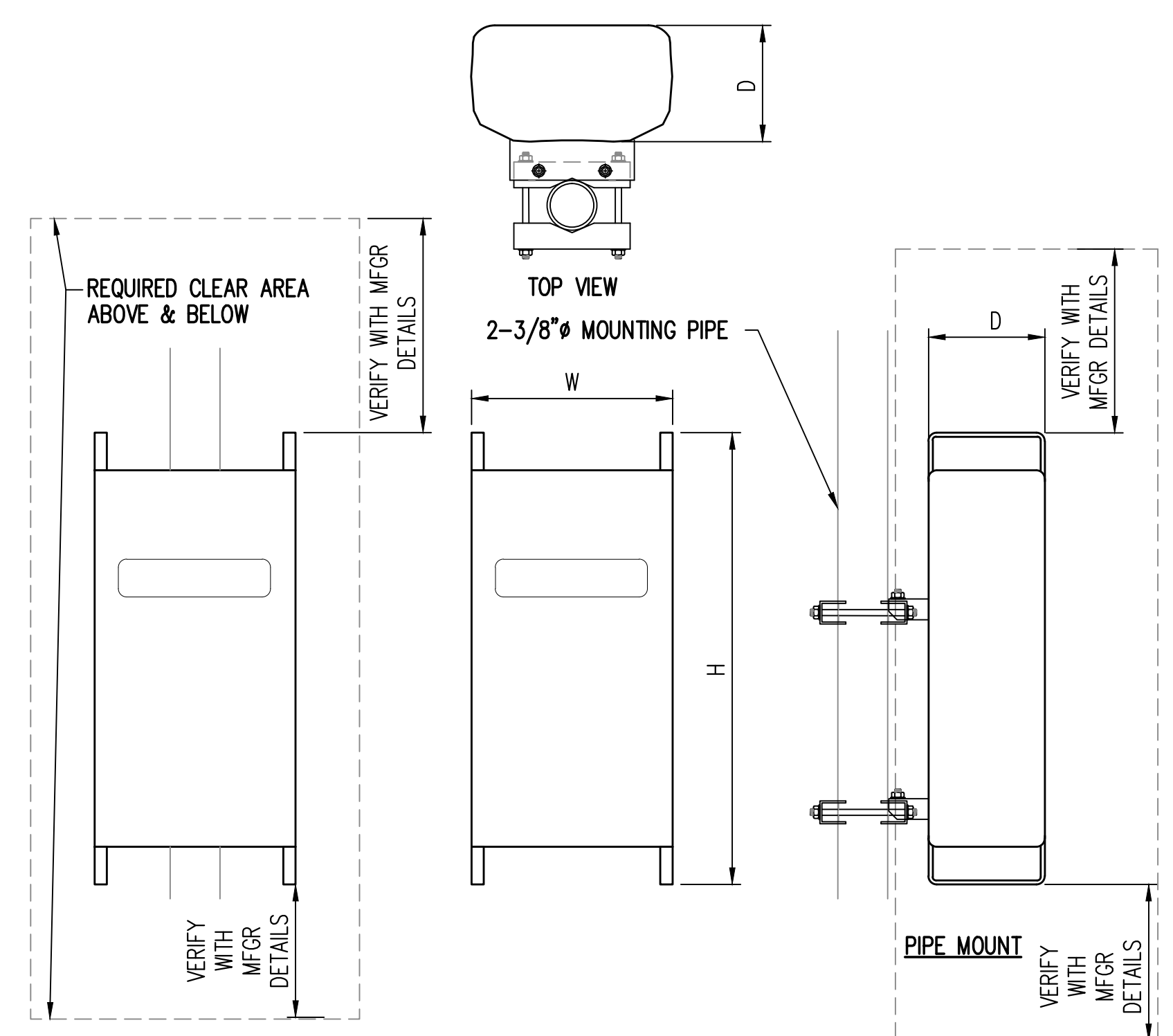
ANTENNA RISER DIAGRAM

SCALE: N.T.S. 3



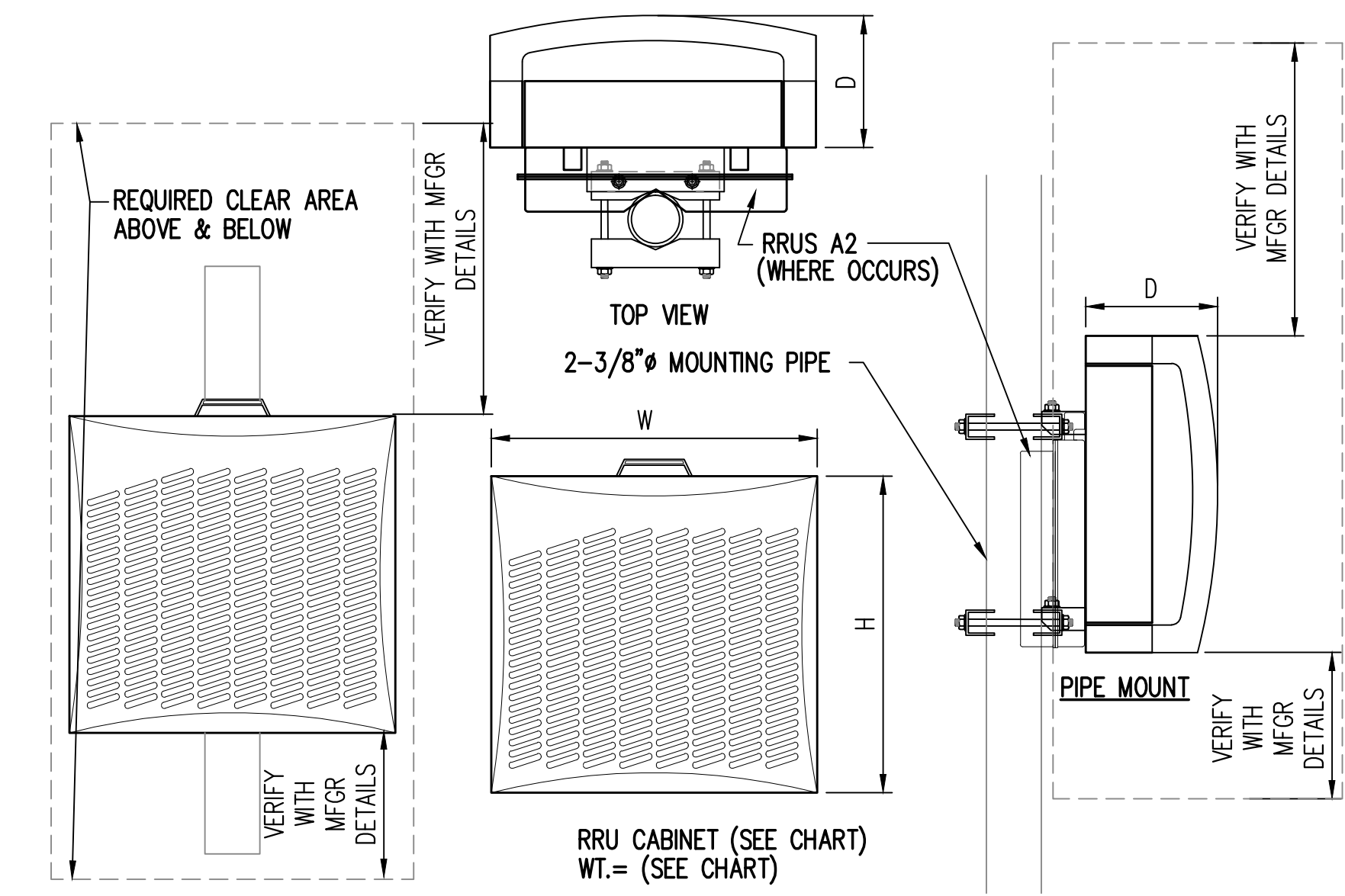
NEW SURGE SUPPRESSOR DETAIL

SCALE: N.T.S. 1



TYPE	HEIGHT	WIDTH	DEPTH	WEIGHT
RRUS-32 B2	27.2"	12.1"	7.0"	60 LBS
RRUS-32 B30	27.2"	12.1"	7.0"	60 LBS
RRUS-32 B66	27.2"	12.1"	7.0"	60 LBS
RRUS-32 B66A	27.2"	12.1"	7.0"	60 LBS

NOTE: SEE RF SHEET FOR RRU PLACEMENT



TYPE	HEIGHT	WIDTH	DEPTH	WEIGHT
RRU-11	17.3"	17.8"	7.19"	50 LBS
RRUS-E2	18.5"	20.4"	7.5"	50 LBS
RRU-12	18.5"	20.4"	7.5"	50 LBS
A2	15"	12.8"	3.5"	21 LBS
RRUS-4478 B14	17.3"	17.8"	7.19"	60 LBS

NOTE: SEE RF SHEET FOR RRU PLACEMENT

RRUS DETAIL

SCALE: N.T.S. 2

PROPRIETARY INFORMATION
THE INFORMATION CONTAINED IN THIS SET OF DRAWINGS IS PROPRIETARY BY NATURE. ANY USE OR DISCLOSURE OTHER THAN THAT WHICH RELATES TO PEEK SITE-COM IS STRICTLY PROHIBITED

CLIENT: Vinculums
10 PASTEUR, SUITE 100
IRVINE, CA 92618

at&t
5001 EXECUTIVE PARKWAY
SAN RAMON, CA 94583

PROJECT INFORMATION: OLIVEHURST
1942 9TH AVE
OLIVEHURST, CA 95000

REV.	DATE	DESCRIPTION	BY
1	12-1-17	90% CONSTRUCTION DOC'S	AMP
2	1-10-18	100% CONSTRUCTION DOC'S	AMP

COORDINATING ENGINEER: Peek Site-Com
12852 Earhart Ave. Suite 101
Auburn, California 95602
Phone (530) 885-6160
E-Mail info@peeksitcom.com

SEAL: [Professional Engineer Seal for Carl Olive, No. C 33407, Exp. 06/30/18]

SITE #	CHK.	DRAWN BY
CVL00527	...	AMP

SHEET TITLE: DETAILS

SHEET NUMBER: A-1.4 REVISION: 0

A-1.4 0

PROPRIETARY INFORMATION
 THE INFORMATION CONTAINED IN THIS SET OF DRAWINGS IS PROPRIETARY BY NATURE. ANY USE OR DISCLOSURE OTHER THAN THAT WHICH RELATES TO PEEK SITE-COM IS STRICTLY PROHIBITED

CLIENT: _____



10 PASTEUR, SUITE 100
 IRVINE, CA 92618



5001 EXECUTIVE PARKWAY
 SAN RAMON, CA 94583

PROJECT INFORMATION: _____

OLIVEHURST

1942 9TH AVE
 OLIVEHURST, CA 95000


REV: _____ DATE: _____ DESCRIPTION: _____ BY: _____

REV	DATE	DESCRIPTION	BY
1	12-1-17	90% CONSTRUCTION DOC'S	AMP
2	1-10-18	100% CONSTRUCTION DOC'S	AMP

COORDINATING ENGINEER: _____

Peek Site-Com
 12852 Earhart Ave. Suite 101
 Auburn, California 95602
 Phone (530) 885-6160
 E-Mail info@peeksitecom.com

SEAL: _____



SITE #: _____ CHK.: _____ DRAWN BY: _____

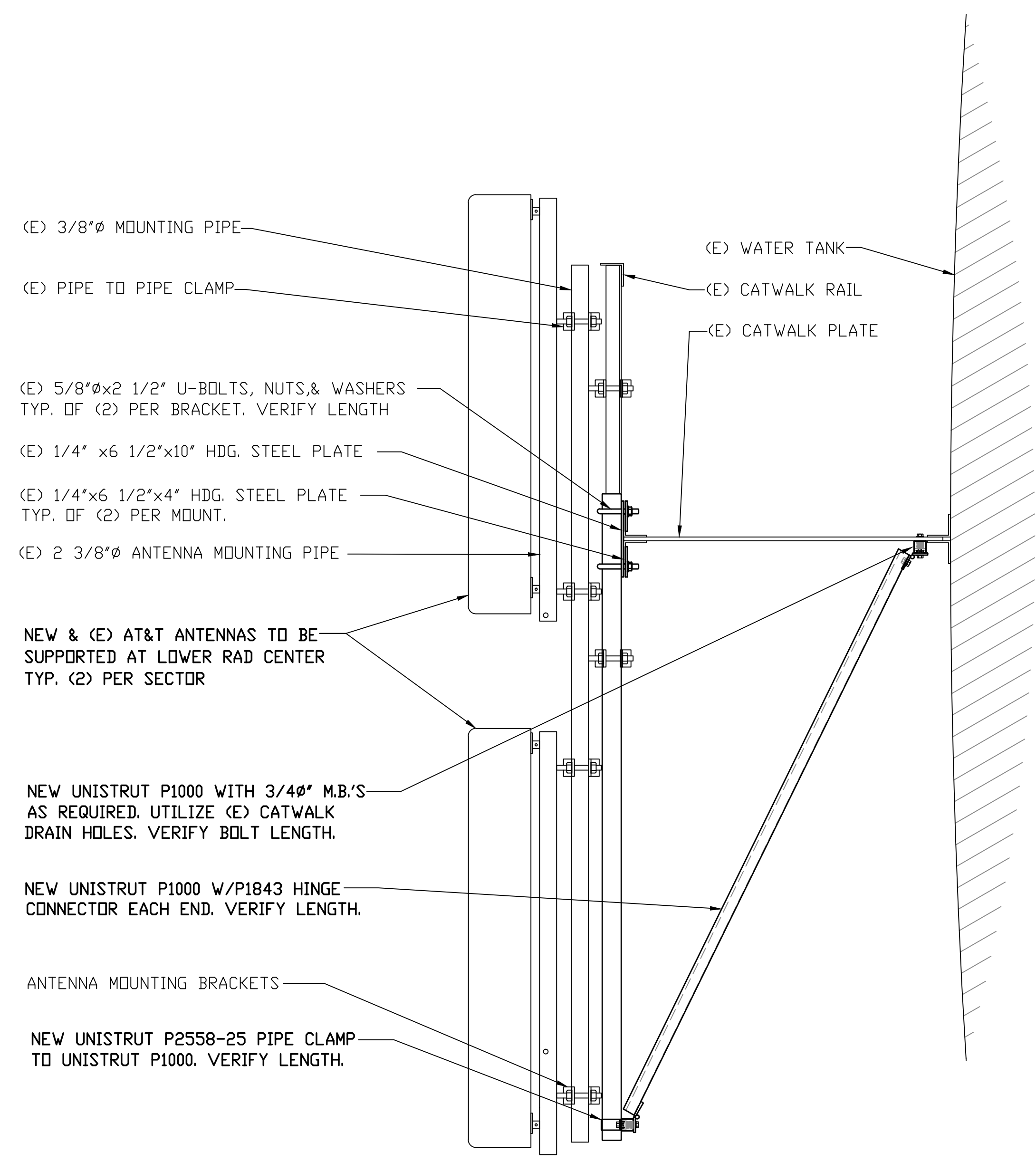
CVL00527 ... AMP

SHEET TITLE: _____

DETAILS

SHEET NUMBER: _____ REVISION: _____

A-1.5 0



(E) 3/8"Ø MOUNTING PIPE

(E) PIPE TO PIPE CLAMP

(E) 5/8"Øx2 1/2" U-BOLTS, NUTS, & WASHERS
 TYP. OF (2) PER BRACKET. VERIFY LENGTH

(E) 1/4" x6 1/2"x10" HDG. STEEL PLATE

(E) 1/4"x6 1/2"x4" HDG. STEEL PLATE
 TYP. OF (2) PER MOUNT.

(E) 2 3/8"Ø ANTENNA MOUNTING PIPE

NEW & (E) AT&T ANTENNAS TO BE
 SUPPORTED AT LOWER RAD CENTER
 TYP. (2) PER SECTOR

NEW UNISTRUT P1000 WITH 3/4"Ø M.B.'S
 AS REQUIRED. UTILIZE (E) CATWALK
 DRAIN HOLES. VERIFY BOLT LENGTH.

NEW UNISTRUT P1000 W/P1843 HINGE
 CONNECTOR EACH END. VERIFY LENGTH.

ANTENNA MOUNTING BRACKETS

NEW UNISTRUT P2558-25 PIPE CLAMP
 TO UNISTRUT P1000. VERIFY LENGTH.

(E) WATER TANK

(E) CATWALK RAIL

(E) CATWALK PLATE

ANTENNA MOUNT DETAIL

SCALE: N.T.S.

1

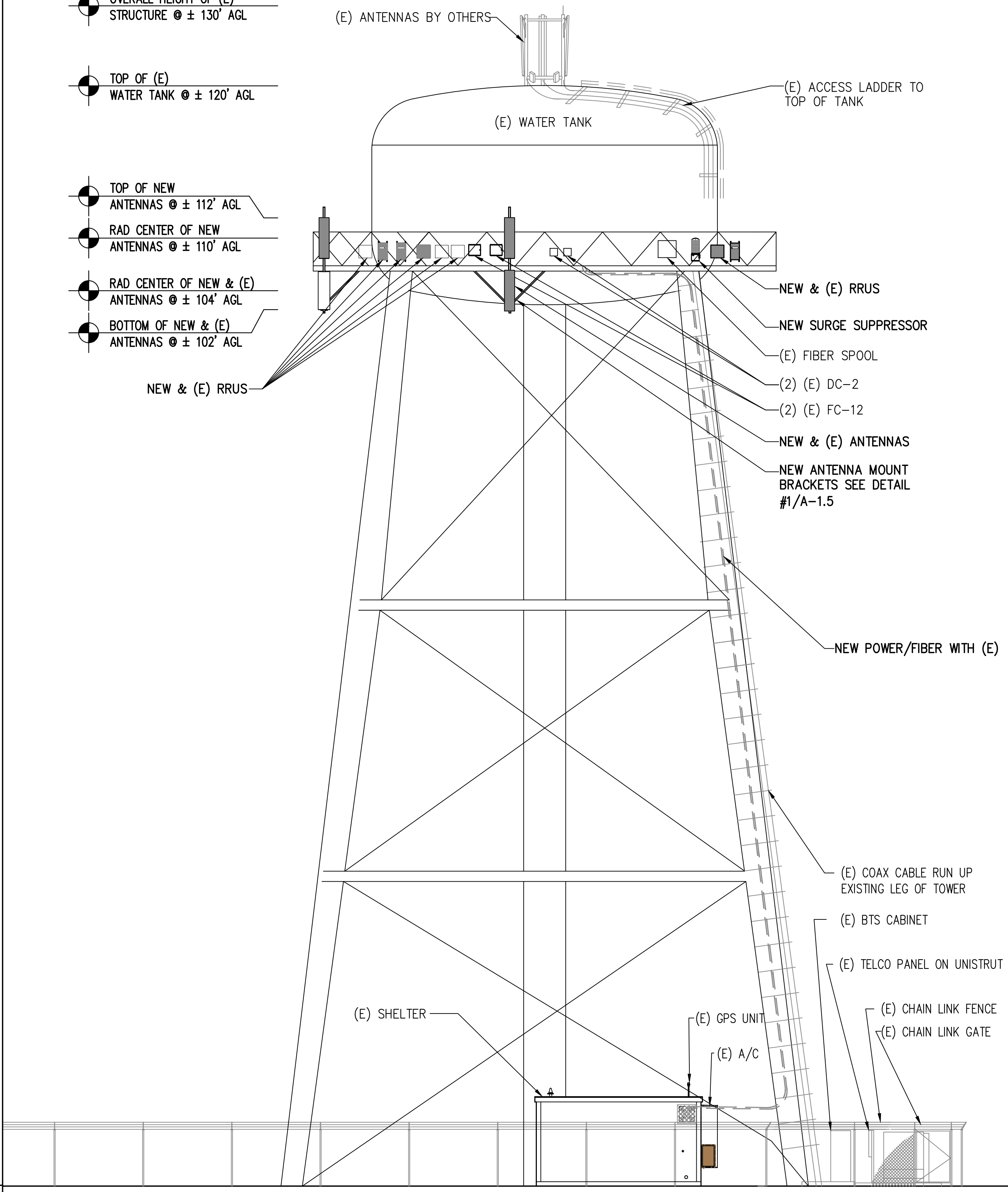
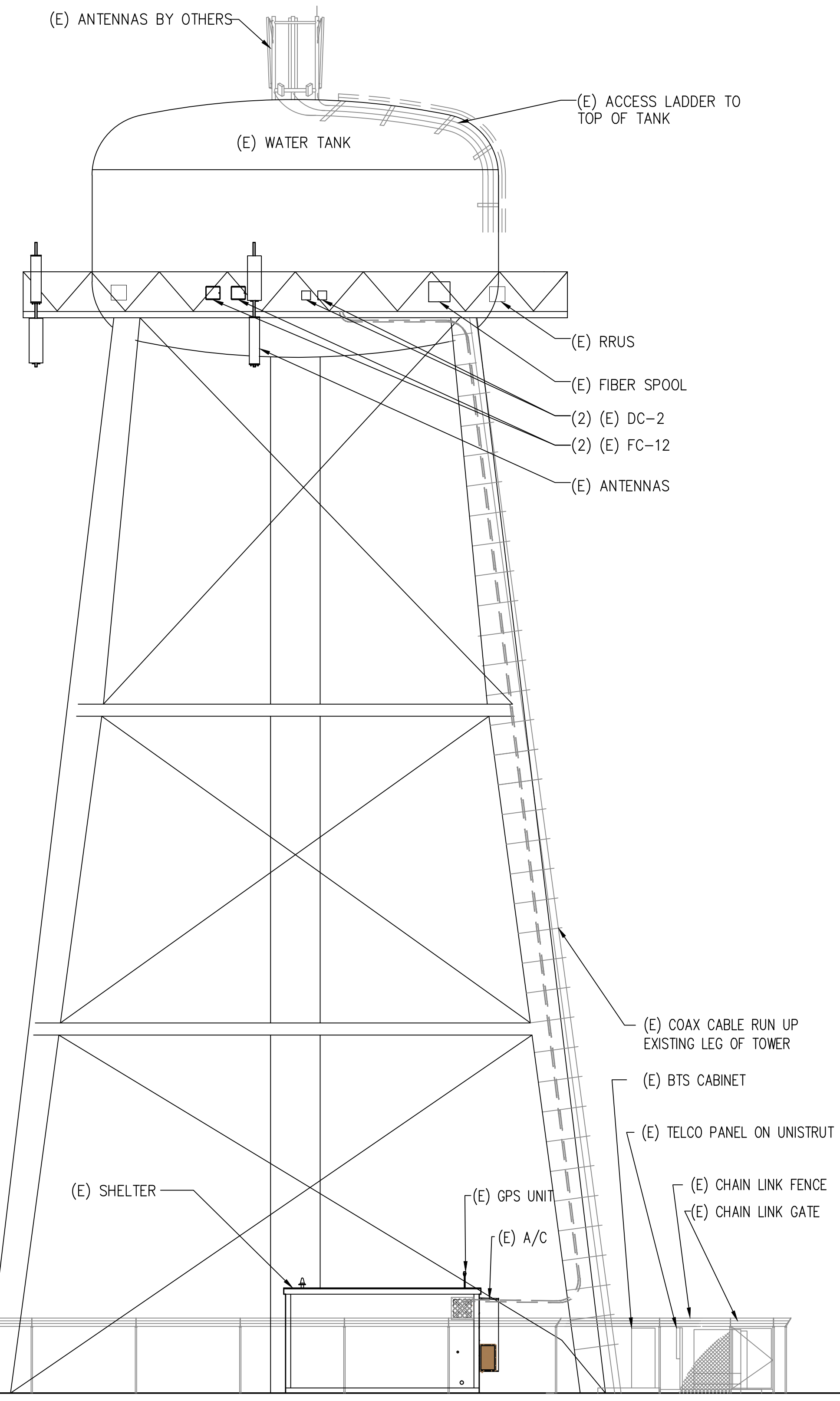
- EXISTING AT&T TOWER EQUIPMENT TABULATION:**
- (12) (E) ANTENNAS
 - (6) (E) RRUS-11
 - (3) (E) RRUS-12/A2
 - (12) KRY 112 71-2 TMAS
 - (2) (E) FC-12
 - (6) (E) DC-2

- PROPOSED AT&T TOWER EQUIPMENT TABULATION:**
- (3) (E) 4' ANTENNAS TO REMAIN
 - (9) (E) 4' ANTENNAS TO BE REPLACED WITH (9) 4' NEW ANTENNAS
 - (3) (E) RRUS-12/A2 TO BE REPLACED WITH (3) NEW RRUS-32 B2
 - (3) NEW RRUS-12 B5 TO BE INSTALLED
 - (3) NEW RRUS-4478 B14 TO BE INSTALLED
 - (3) (E) RRUS-11 TO BE REPLACED WITH (3) NEW RRUS-32 B66
 - (3) (E) RRUS-11 TO REMAIN
 - (3) NEW SURGE SUPPRESSOR WITH (3) NEW FIBER TRUNK AND (3) NEW DC POWER TRUNKS
 - REMOVE LINES AS NEED

- EXISTING ANTENNA CONFIGURATION:**
- (12) EXISTING PANEL ANTENNAS
 - (9) EXISTING RRU UNITS
 - (12) EXISTING TMA'S UNITS
- FINAL ANTENNA CONFIGURATION:**
- (12) PANEL ANTENNAS AND (15) RRU UNITS
 - (6) EXISTING TMA'S UNITS

- OVERALL HEIGHT OF (E) STRUCTURE @ ± 130' AGL
- TOP OF (E) WATER TANK @ ± 120' AGL
- TOP OF (E) ANTENNAS @ ± 112' AGL
- RAD CENTER OF (E) ANTENNAS @ ± 110' AGL
- RAD CENTER OF (E) ANTENNAS @ ± 104' AGL
- BOTTOM OF (E) ANTENNAS @ ± 102' AGL

- OVERALL HEIGHT OF (E) STRUCTURE @ ± 130' AGL
- TOP OF (E) WATER TANK @ ± 120' AGL
- TOP OF NEW ANTENNAS @ ± 112' AGL
- RAD CENTER OF NEW ANTENNAS @ ± 110' AGL
- RAD CENTER OF NEW & (E) ANTENNAS @ ± 104' AGL
- BOTTOM OF NEW & (E) ANTENNAS @ ± 102' AGL



(E) WEST ELEVATION SCALE: 1/8" = 1'-0" 2

(P) WEST ELEVATION SCALE: 1/8" = 1'-0" 1

PROPRIETARY INFORMATION
THE INFORMATION CONTAINED IN THIS SET OF DRAWINGS IS PROPRIETARY BY NATURE. ANY USE OR DISCLOSURE OTHER THAN THAT WHICH RELATES TO PEEK SITE-COM IS STRICTLY PROHIBITED



10 PASTEUR, SUITE 100
IRVINE, CA 92618



PROJECT INFORMATION:
OLIVEHURST
1942 9TH AVE
OLIVEHURST, CA 95002

REV:	DATE:	DESCRIPTION:	BY:
1	12-1-17	90% CONSTRUCTION DOC'S	AMP
2	1-10-18	100% CONSTRUCTION DOC'S	AMP

COORDINATING ENGINEER:
Peek Site-Com
12852 Earhart Ave. Suite 101
Auburn, California 95602
Phone (530) 885-6160
E-Mail info@peeksitcom.com



SITE #: CVL00527 CHK.: ... DRAWN BY: AMP

SHEET TITLE: **ELEVATIONS**

SHEET NUMBER: **A-2** REVISION: **0**

T-Mobile®

WEST REGION
1755 CREEKSIDE OAKS DR, SUITE 190
SACRAMENTO, CA 95833

AS-BUILT
WALKER CELLULAR, INC.
KARA STABILE
01/15/21

SC06179A - 70&65 / 1970 9TH AVE

ANCHOR PROJECT

1970 9TH AVE
OLIVEHURST, CA 95961

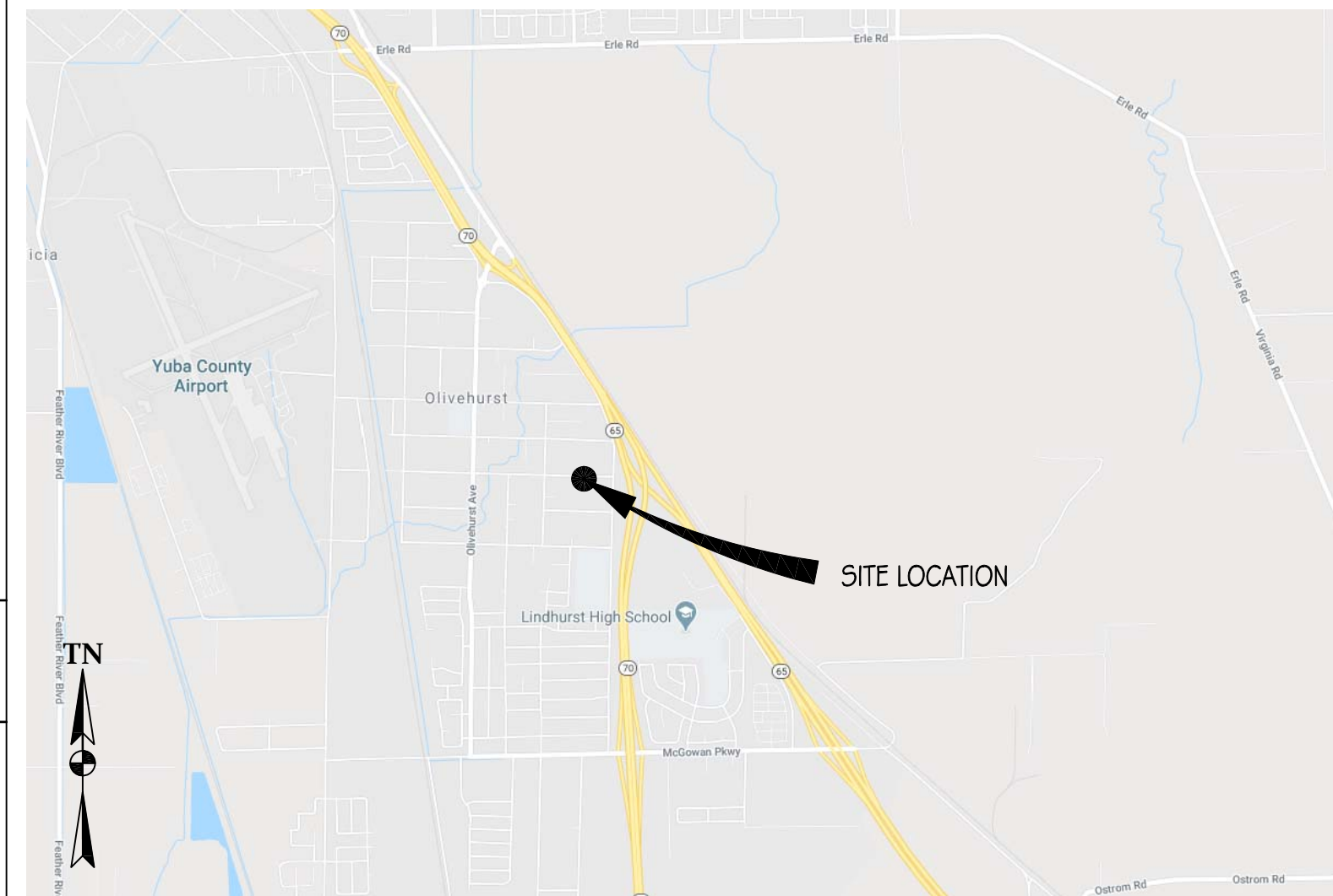
SC06179A ANCHOR 11
APPROVED: 05/27/20

PROJECT DESCRIPTION

MODIFICATION TO AN (E) UNMANNED TELECOMMUNICATION FACILITY CONSISTING OF:

- REMOVE (6) (E) ANTENNAS & REPLACE W/ (6) (N) ANTENNAS, (3) (E) ANTENNAS TO REMAIN, (9) TOTAL
- REMOVE (3) (E) RRU'S 12 & REPLACE W/ (3) (N) RADIO 4449 ON (E) H-FRAME IN EQUIPMENT AREA
- INSTALL (1) (N) RADIO 4415 BEHIND EACH (N) ANTENNA APXVAARR24, (3) TOTAL
- REMOVE (1) (E) TWIN PCS TMA PER SECTOR, (3) TOTAL
- REMOVE (2) (E) DARKENED CABINET & REPLACE W/ (N) ENCLOSURE 6160 CABINET
- INSTALL (1) (N) B160 BATTERY CABINET
- INSTALL (N) 100A BREAKER FOR (N) ENCLOSURE 6160 CABINET
- INSTALL (2) (N) ERICSSON 6X12 HCS 6AWG 60M (HYBRID CABLE), (1) (E) ERICSSON 6X12 HCS 6AWG 60M TO REMAIN, (3) TOTAL

VICINITY MAP



CODE COMPLIANCE

ALL WORK & MATERIALS SHALL BE PERFORMED & INSTALLED IN ACCORDANCE WITH THE CURRENT EDITIONS OF THE FOLLOWING CODES AS ADOPTED BY THE LOCAL GOVERNING AUTHORITIES. NOTHING IN THESE PLANS IS TO BE CONSTRUED TO PERMIT WORK NOT CONFORMING TO THESE CODES:

- 2019 CALIFORNIA ADMINISTRATIVE CODE (INCL. TITLES 24 & 25)
- 2019 CALIFORNIA BUILDING CODE
- 2019 CALIFORNIA ELECTRICAL CODE
- 2019 CALIFORNIA MECHANICAL CODE
- 2019 CALIFORNIA PLUMBING CODE
- 2019 CALIFORNIA FIRE CODE
- LOCAL BUILDING CODES
- CITY/COUNTY ORDINANCES
- ANSI/EIA-TIA-222-H

ALONG WITH ANY OTHER APPLICABLE LOCAL & STATE LAWS AND REGULATIONS

ACCESSIBILITY REQUIREMENTS

THIS FACILITY IS UNMANNED & NOT FOR HUMAN HABITATION. ACCESSIBILITY REQUIREMENTS ARE NOT REQUIRED IN ACCORDANCE WITH CALIFORNIA STATE ADMINISTRATIVE CODE, TITLE 24 PART 2, CHAPTER 11B, SECTION 11B-203.5

PROJECT INFORMATION

SITE NAME:	70&65 / 1970 9TH AVE	SITE #:	SC06179A
SITE TYPE:	STRUCTURE (NON-BUILD)	JURISDICTION:	COUNTY OF YUBA
COUNTY:	YUBA COUNTY	POWER:	PG&E
APN:	013-240-010	TELEPHONE:	AT#T
SITE ADDRESS:	1970 9TH AVE OLIVEHURST, CA 95961		
CURRENT ZONING:	S		
CONSTRUCTION TYPE:	V		
OCCUPANCY TYPE:	U, (UNMANNED COMMUNICATIONS FACILITY)		
PROPERTY OWNER:	OLIVEHURST PUBLIC UTILITY DISTRICT 1970 9TH AVE OLIVEHURST, CA 95961		
APPLICANT:	T-MOBILE 1755 CREEKSIDE OAKS DR, SUITE 190 SACRAMENTO, CA 95833		
LEASING CONTACT:	ATTN: KATRINA SLYE (916) 288-7236		
ZONING CONTACT:	ATTN: KATRINA SLYE (916) 288-7236		
CONSTRUCTION CONTACT:	ATTN: DHARMA KLEIN NORDELL (916) 826-9585		
LATITUDE:	39° 5' 28.3842" N (39.09121800) NAD 83		
LONGITUDE:	121° 32' 39.9043" W (-121.54441800) NAD 83		
AMSL:	±423'		

DRIVING DIRECTIONS

FROM: 1755 CREEKSIDE OAKS DR, SUITE 190, SACRAMENTO, CA 95833
TO: 1970 9TH AVE, OLIVEHURST, CA 95961

- HEAD EAST ON CREEKSIDE OAKS DR TOWARD MILLCREEK DR 456 FT
- TURN RIGHT ONTO MILLCREEK DR 0.1 MI
- TURN LEFT ONTO TRUXEL RD 1.7 MI
- MERGE ONTO I-80 W VIA THE RAMP TO SAN FRANCISCO 0.2 MI
- MERGE ONTO I-80 W 0.7 MI
- TAKE EXIT 86 TO MERGE ONTO I-5 N TOWARD REDDING 3.2 MI
- KEEP RIGHT TO CONTINUE ON CA-99 N, FOLLOW SIGNS FOR YUBA CITY/MARYSVILLE 5.5 MI
- KEEP LEFT TO STAY ON CA-99 N 7.0 MI
- KEEP RIGHT TO CONTINUE ON CA-70 N, FOLLOW SIGNS FOR MARYSVILLE/OROVILLE 15.9 MI
- TAKE EXIT 16 FOR MCGOWAN PKWY 0.3 MI
- TURN LEFT ONTO MCGOWAN PKWY 0.1 MI
- TURN RIGHT ONTO POWERLINE RD 1.0 MI
- TURN LEFT ONTO 9TH AVE 407 FT

END AT: 1970 9TH AVE, OLIVEHURST, CA 95961

ESTIMATED TIME: 38 MINS ESTIMATED DISTANCE: 35.9 MI

SHEET INDEX

SHEET	DESCRIPTION	REV
T-1	TITLE SHEET	-
A-1	OVERALL SITE PLAN	-
A-2	SITE PLAN	-
A-3	EQUIPMENT PLANS	-
A-4	ANTENNA PLANS	-
A-5	ELEVATIONS	-
A-6	DETAILS	-
A-7	DETAILS	-
E-1	ONE LINE DIAGRAM & PANEL SCHEDULE	-
E-2	GROUNDING PLANS	-

APPROVAL

RF
LEASING
ZONING
CONSTRUCTION
T-MOBILE
PG&E

PRECISION DESIGN & Drafting, Inc.
Phone: (530) 823-6546
11768 Alwood Rd, Suite 20 Auburn, CA 95603



70&65 / 1970
9TH AVE

SC06179A
1970 9TH AVE
OLIVEHURST, CA 95961

ISSUE STATUS

△	DATE	DESCRIPTION
	07/01/20	CD 90%
	09/03/20	CD 100%

DRAWN BY: R. MARTINEZ

CHECKED BY: F. CASTILLO

APPROVED BY: B. McCOMB

DATE: 09/03/20

SHEET TITLE:

TITLE SHEET

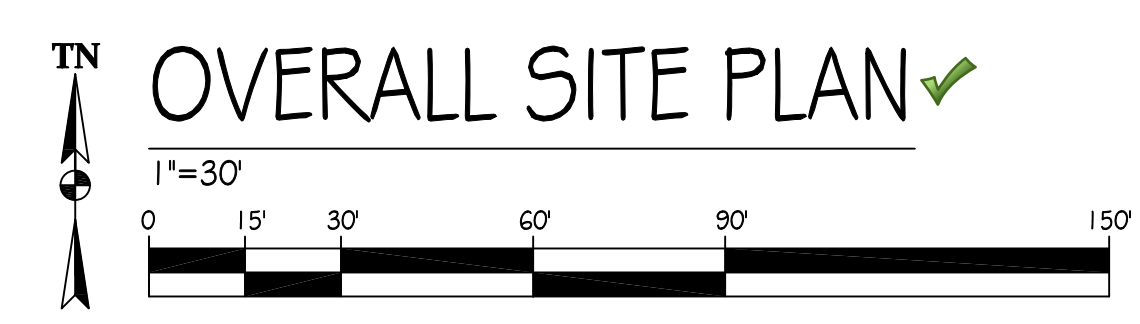
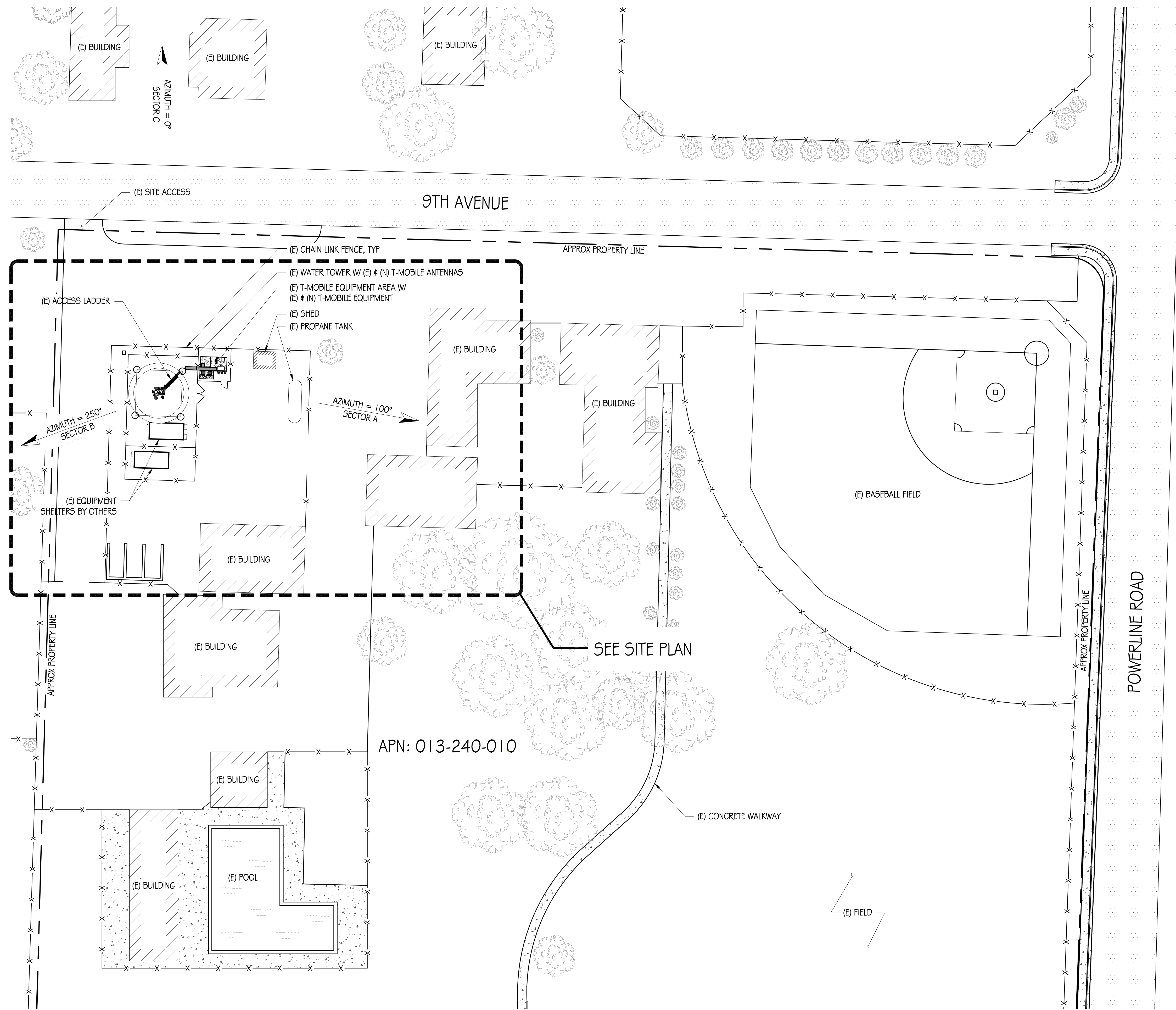
SHEET NUMBER

T-1

THESE PLANS AND SPECIFICATIONS ARE INSTRUMENTS OF SERVICE AND SHALL REMAIN THE PROPERTY OF PRECISION DESIGN & DRAFTING, INC. WHETHER THE PROJECTS FOR WHICH THEY ARE MADE ARE COMPLETED OR NOT. THESE PLANS AND SPECIFICATIONS ARE NOT TO BE REPRODUCED, COPIED, REPRODUCED, OR TRANSMITTED IN ANY FORM OR BY ANY MEANS WITHOUT THE WRITTEN CONSENT OF THE ENGINEER. COPYRIGHT © PRECISION DESIGN & DRAFTING, INC. ALL RIGHTS RESERVED.

PROJECT GENERAL NOTES

1. THIS FACILITY IS AN UNOCCUPIED WIRELESS TELECOMMUNICATION FACILITY.
2. PLANS ARE NOT TO BE SCALED AND ARE INTENDED TO BE A DIAGRAMMATIC OUTLINE ONLY UNLESS NOTED OTHERWISE.
3. THE SCOPE OF WORK SHALL INCLUDE FURNISHING MATERIALS, EQUIPMENT, APPURTENANCES AND LABOR NECESSARY TO COMPLETE ALL INSTALLATIONS AS INDICATED ON THE DRAWINGS.
4. PRIOR TO THE SUBMISSION OF BIDS, THE CONTRACTORS SHALL VISIT THE JOB SITE AND BE RESPONSIBLE FOR ALL CONTRACT DOCUMENTS, FIELD CONDITIONS AND DIMENSIONS, AND CONFIRM THAT THE WORK MAY BE ACCOMPLISHED AS SHOWN PRIOR TO PROCEEDING WITH CONSTRUCTION. ANY DISCREPANCIES ARE TO BE BROUGHT TO THE ATTENTION OF THE CONSTRUCTION MANAGER AND ENGINEER PRIOR TO PROCEEDING WITH THE WORK.
5. IT IS THE RESPONSIBILITY OF THE CONTRACTOR TO PAY FOR PERMIT FEES AND TO OBTAIN SAID PERMITS AND TO COORDINATE INSPECTIONS.
6. THE CONTRACTOR SHALL RECEIVE, IN WRITING, AUTHORIZATION TO PROCEED BEFORE STARTING WORK ON ANY ITEM NOT CLEARLY DEFINED OR IDENTIFIED BY THE CONTRACT DOCUMENTS.
7. CALL BEFORE YOU DIG. CONTRACTOR IS REQUIRED TO CALL 811 (NATIONWIDE "CALL BEFORE YOU DIG" HOTLINE) AT LEAST 72 HOURS BEFORE DIGGING.
8. ALL WORK PERFORMED AND MATERIALS INSTALLED SHALL BE IN STRICT ACCORDANCE WITH ALL APPLICABLE CODES, REGULATIONS, AND ORDINANCES. CONTRACTOR SHALL GIVE ALL NOTICES AND COMPLY WITH ALL LAWS, ORDINANCES, RULES, REGULATIONS AND LAWFUL ORDERS OF ANY PUBLIC AUTHORITY REGARDING THE PERFORMANCE OF THE WORK.
9. THE GENERAL CONTRACTOR SHALL SUPERVISE AND DIRECT THE WORK USING THE BEST SKILLS AND ATTENTION. THE CONTRACTOR SHALL BE SOLELY RESPONSIBLE FOR ALL CONSTRUCTION MEANS, METHODS, TECHNIQUES, SEQUENCES AND PROCEDURES. CONTRACTOR SHALL ALSO COORDINATE ALL PORTIONS OF THE WORK UNDER THE CONTRACT, INCLUDING CONTACT AND COORDINATION WITH THE CONSTRUCTION MANAGER AND WITH THE LANDLORD'S AUTHORIZED REPRESENTATIVE.
10. THE CONTRACTOR SHALL MAKE NECESSARY PROVISIONS TO PROTECT EXISTING IMPROVEMENTS, PAVING, CURBS, GALVANIZED SURFACES, ETC., AND UPON COMPLETION OF WORK, REPAIR ANY DAMAGE THAT OCCURRED DURING CONSTRUCTION TO THE SATISFACTION OF THE PROJECT MANAGER.
11. KEEP GENERAL AREA CLEAN, HAZARD FREE, AND DISPOSE OF ALL DIRT, DEBRIS, RUBBISH AND REMOVE EQUIPMENT NOT SPECIFIED AS REMAINING ON THE PROPERTY, LEAVE PREMISES IN CLEAN CONDITION AND FREE FROM PAINT SPOTS, DUST, OR SMUDGES OF ANY NATURE.
12. ALL EXISTING INACTIVE SEWER, WATER, GAS, ELECTRIC, AND OTHER UTILITIES, WHICH INTERFERE WITH THE EXECUTION OF THE WORK, SHALL BE REMOVED AND/OR CAPPED, PLUGGED, OR OTHERWISE DISCONNECTED AT POINTS WHICH WILL NOT INTERFERE WITH THE EXECUTION OF THE WORK, AS DIRECTED BY THE RESPONSIBLE ENGINEER, AND SUBJECT TO THE APPROVAL OF THE OWNER AND/OR LOCAL UTILITIES.
13. ALL EXISTING ACTIVE SEWER, WATER, GAS, ELECTRIC AND ALL OTHER UTILITIES WHERE ENCOUNTERED IN THE WORK SHALL BE PROTECTED AT ALL TIMES.
14. DETAILS ARE INTENDED TO SHOW END RESULT OF DESIGN. MINOR MODIFICATIONS MAY BE REQUIRED TO SUIT JOB DIMENSIONS OR CONDITIONS, AND SUCH MODIFICATIONS SHALL BE INCLUDED AS PART OF THE WORK.
15. CONTRACTOR SHALL PROVIDE A TOILET FACILITY DURING ALL PHASES OF CONSTRUCTION.
16. SUFFICIENT MONUMENTATION WAS NOT RECOVERED TO ESTABLISH THE POSITION OF THE BOUNDARY LINES SHOWN HEREON. THE BOUNDARY REPRESENTED ON THIS MAP IS BASED ON COMPILED RECORD DATA AND BEST FIT ONTO EXISTING IMPROVEMENTS. IT IS POSSIBLE FOR THE LOCATION OF THE SUBJECT PROPERTY TO SHIFT FROM THE PLACEMENT SHOWN HEREON WITH ADDITIONAL FIELD WORK AND RESEARCH. THEREFORE ANY SPATIAL REFERENCE MADE OR SHOWN BETWEEN THE RELATIONSHIP OF THE BOUNDARY LINES SHOWN HEREON AND EXISTING GROUND FEATURES, EASEMENTS OR LEASE AREA IS INTENDED TO BE APPROXIMATE AND IS SUBJECT TO VERIFICATION BY RESOLVING THE POSITION OF THE BOUNDARY LINES.
17. CONTRACTOR TO VERIFY THE LATEST/CURRENT RF DESIGN.



AS-BUILT
 WALKER CELLULAR, INC.
 KARA STABILE
 01/15/21

T-Mobile
 WEST REGION
 1755 CREEKSIDE OAKS DR, SUITE 190
 SACRAMENTO, CA 95833

PRECISION DESIGN & Drafting, Inc.
 Phone: (530) 823-6546
 11768 Alwood Rd, Suite 20 Auburn, CA 95603



70#65 / 1970
 9TH AVE
 5C06179A
 1970 9TH AVE
 OLIVEHURST, CA 95361

ISSUE STATUS

△	DATE	DESCRIPTION
	07/01/20	CD 90%
	09/03/20	CD 100%

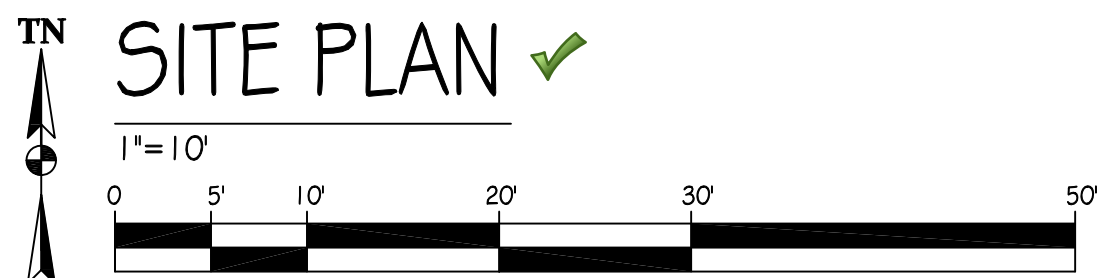
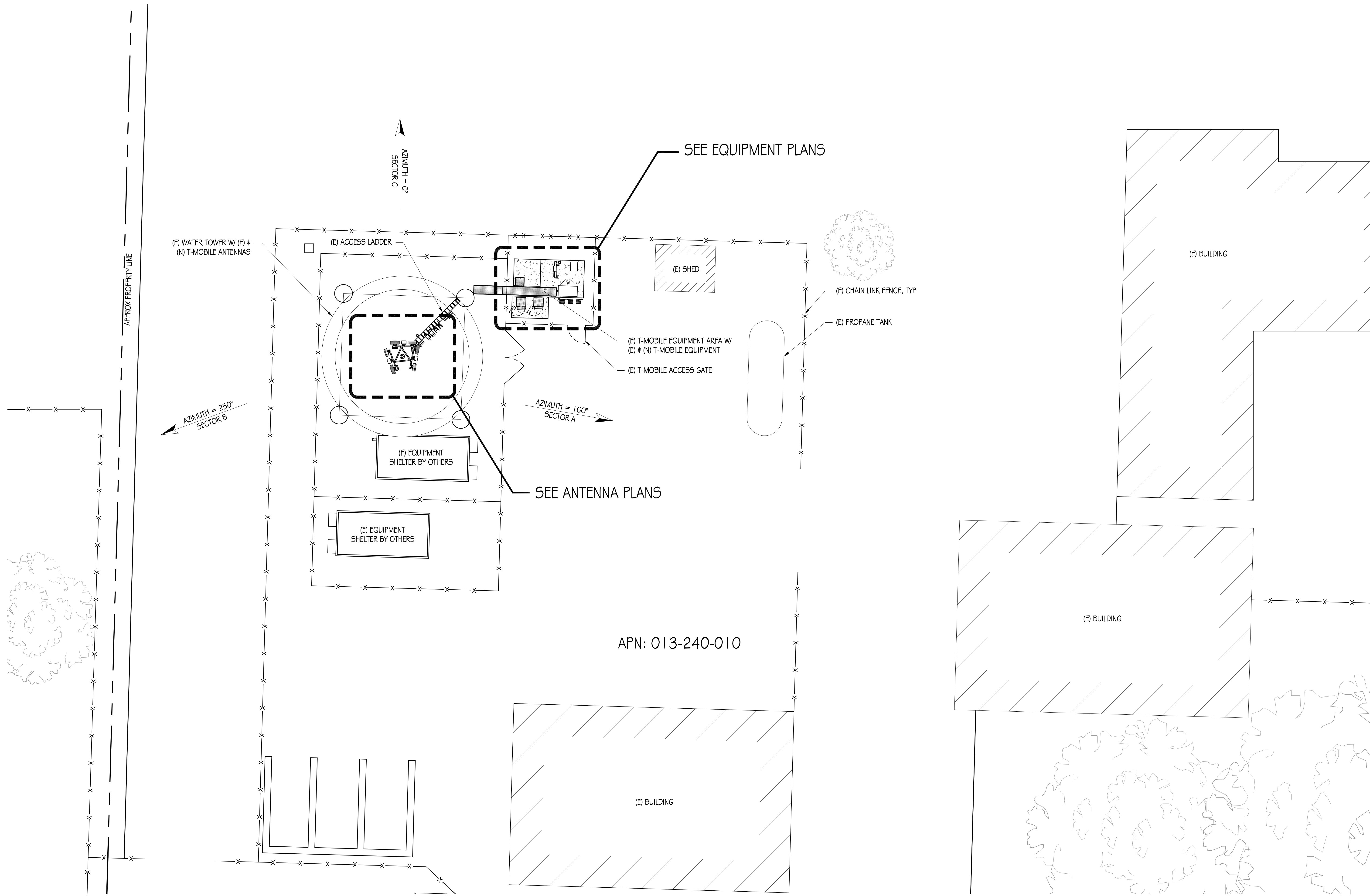
DRAWN BY: R. MARTINEZ
 CHECKED BY: F. CASTILLO
 APPROVED BY: B. McCOMB
 DATE: 09/03/20
 SHEET TITLE:

OVERALL SITE PLAN

SHEET NUMBER

A-1

THESE PLANS AND SPECIFICATIONS ARE INSTRUMENTS OF SERVICE AND SHALL REMAIN THE PROPERTY OF PRECISION DESIGN & DRAFTING, INC. WHETHER THE PROJECTS IN WHICH THEY ARE USED OR NOT. THESE PLANS AND SPECIFICATIONS ARE NOT TO BE REPRODUCED OR COPIED IN ANY MANNER WITHOUT THE WRITTEN CONSENT OF THE ENGINEER. COPYRIGHT © PRECISION DESIGN & DRAFTING, INC. ALL RIGHTS RESERVED.



AS-BUILT
WALKER CELLULAR, INC.
KARA STABILE
01/15/21

T-Mobile®
 WEST REGION
 1755 CREEKSIDE OAKS DR, SUITE 190
 SACRAMENTO, CA 95833

PRECISION DESIGN & Drafting, Inc.
 Phone: (530) 823-6546
 11768 Atwood Rd, Suite 20 Auburn, CA 95603



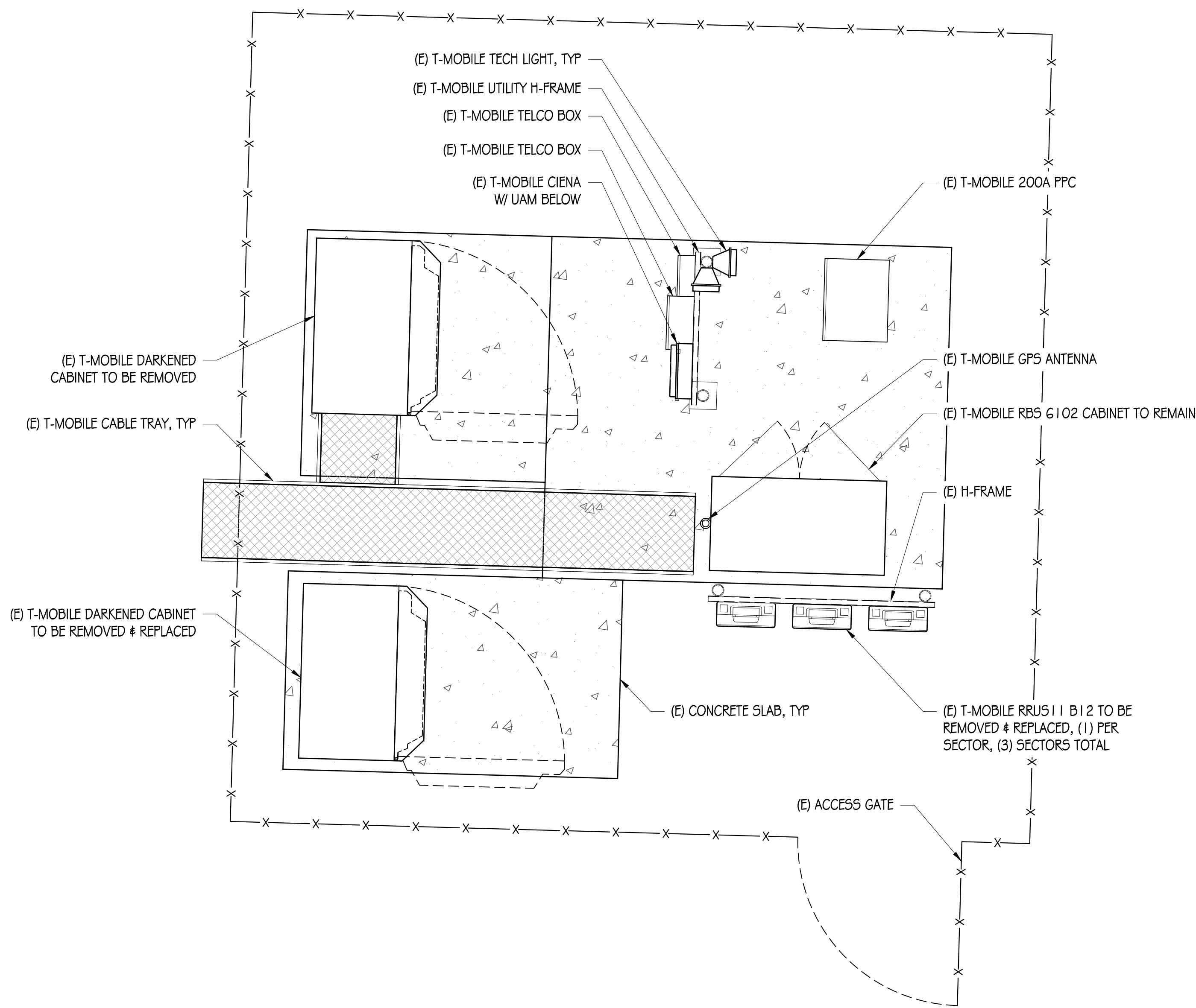
70#65 / 1970
 9TH AVE
 SC06179A
 1970 9TH AVE
 OLIVEHURST, CA 95961

ISSUE STATUS

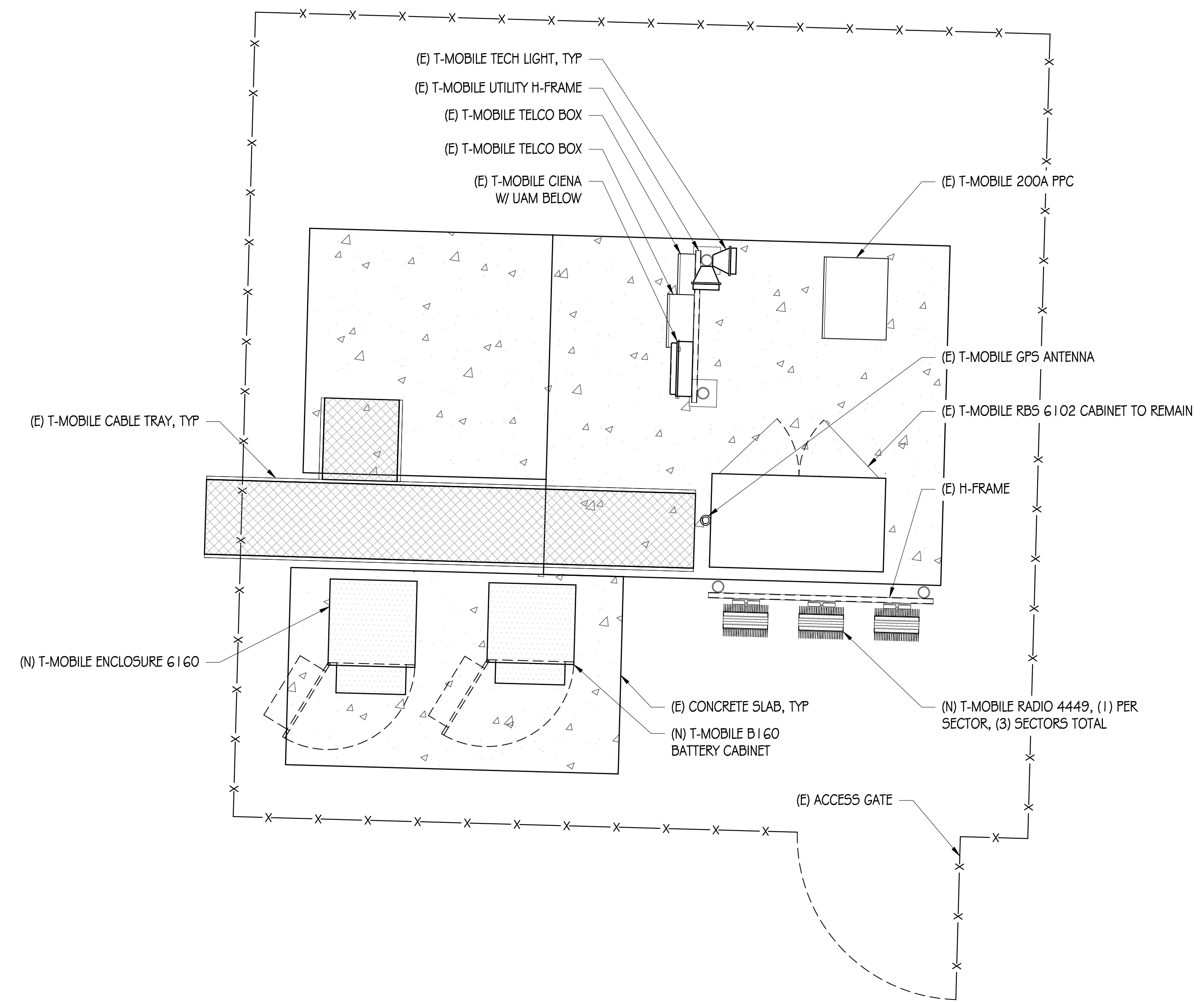
△	DATE	DESCRIPTION
	07/01/20	CD 90%
	09/03/20	CD 100%

DRAWN BY: R. MARTINEZ
 CHECKED BY: F. CASTILLO
 APPROVED BY: B. McCOMB
 DATE: 09/03/20
 SHEET TITLE:

SITE PLAN
 SHEET NUMBER
A-2



EXISTING EQUIPMENT PLAN
 1/2" = 1'-0"



NEW EQUIPMENT PLAN ✓
 1/2" = 1'-0"

CFC CHAPTER 12 COMPLIANCE			
TOTAL KWH = 12 BATTERIES x 1.2 KWH PER BATTERY = 14.4 KWH (SINCE <70 KWH, CFC CHAPTER 12, SECTION 1206.2 NOT APPLICABLE)			
BATTERY INFORMATION			
BATTERY MODEL	TOTAL # OF BATTERY UNITS	AMP-HOUR RATING PER UNIT	RATED VOLTAGE PER UNIT
NSB 100FT	12	100AH	12V
KWH PER BATTERY		TOTAL KWH	
AMP-HOUR RATING x RATED VOLTAGE / 1000		KWH PER BATTERY x TOTAL # OF BATTERIES	
$\frac{100AH \times 12V}{1000} = 1.2 \text{ KWH}$		$1.2 \text{ KWH} \times 12 = 14.4 \text{ KWH}$	

BATTERY DATA CHART ✓

AS-BUILT
 WALKER CELLULAR, INC.
 KARA STABILE
 01/15/21



70#65 / 1970
 9TH AVE
 S006179A
 1970 9TH AVE
 OLIVEHURST, CA 95961

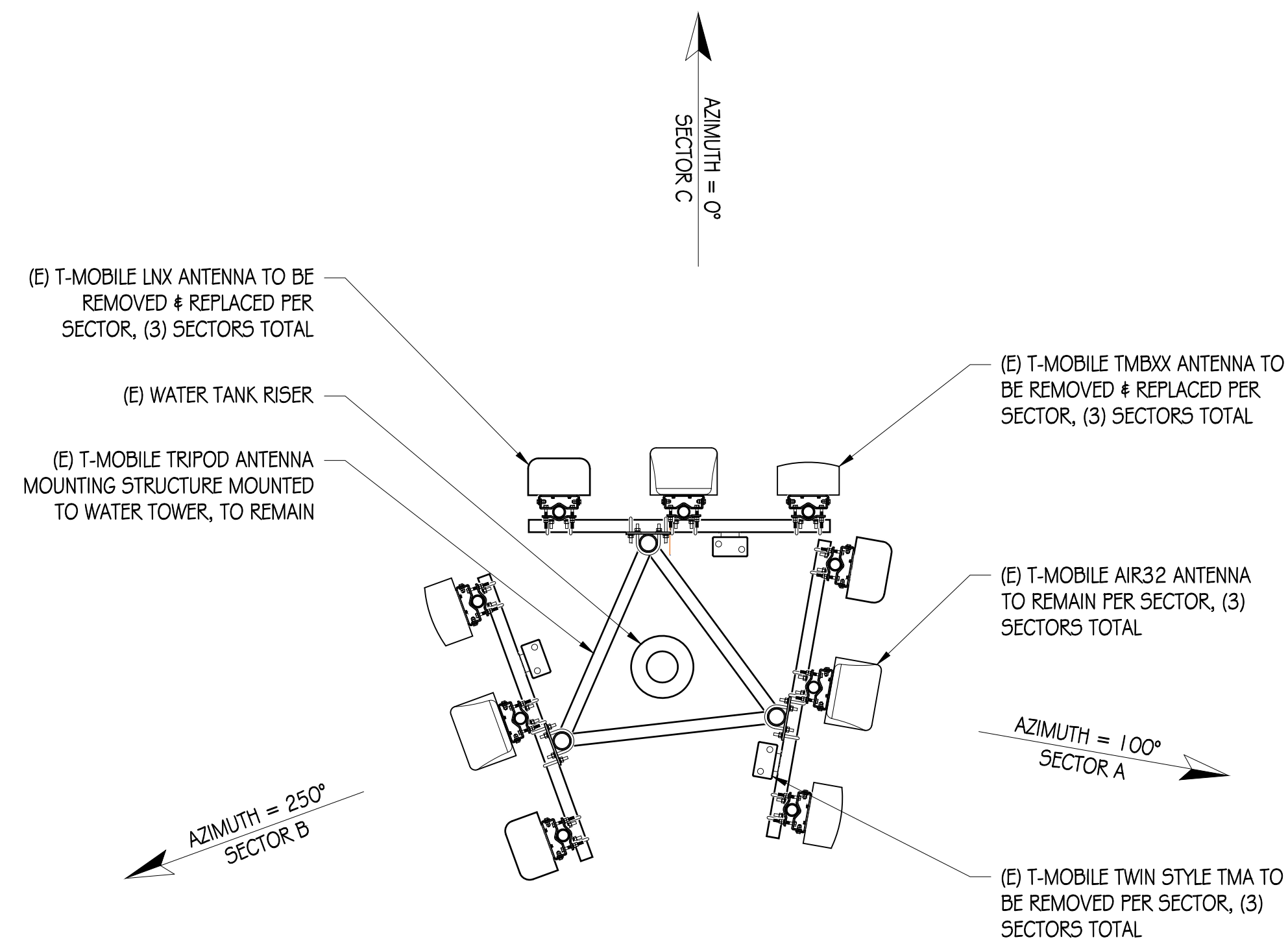
ISSUE STATUS		
△	DATE	DESCRIPTION
	07/01/20	CD 90%
	09/03/20	CD 100%

DRAWN BY: R. MARTINEZ
 CHECKED BY: F. CASTILLO
 APPROVED BY: B. McCOMB
 DATE: 09/03/20
 SHEET TITLE:

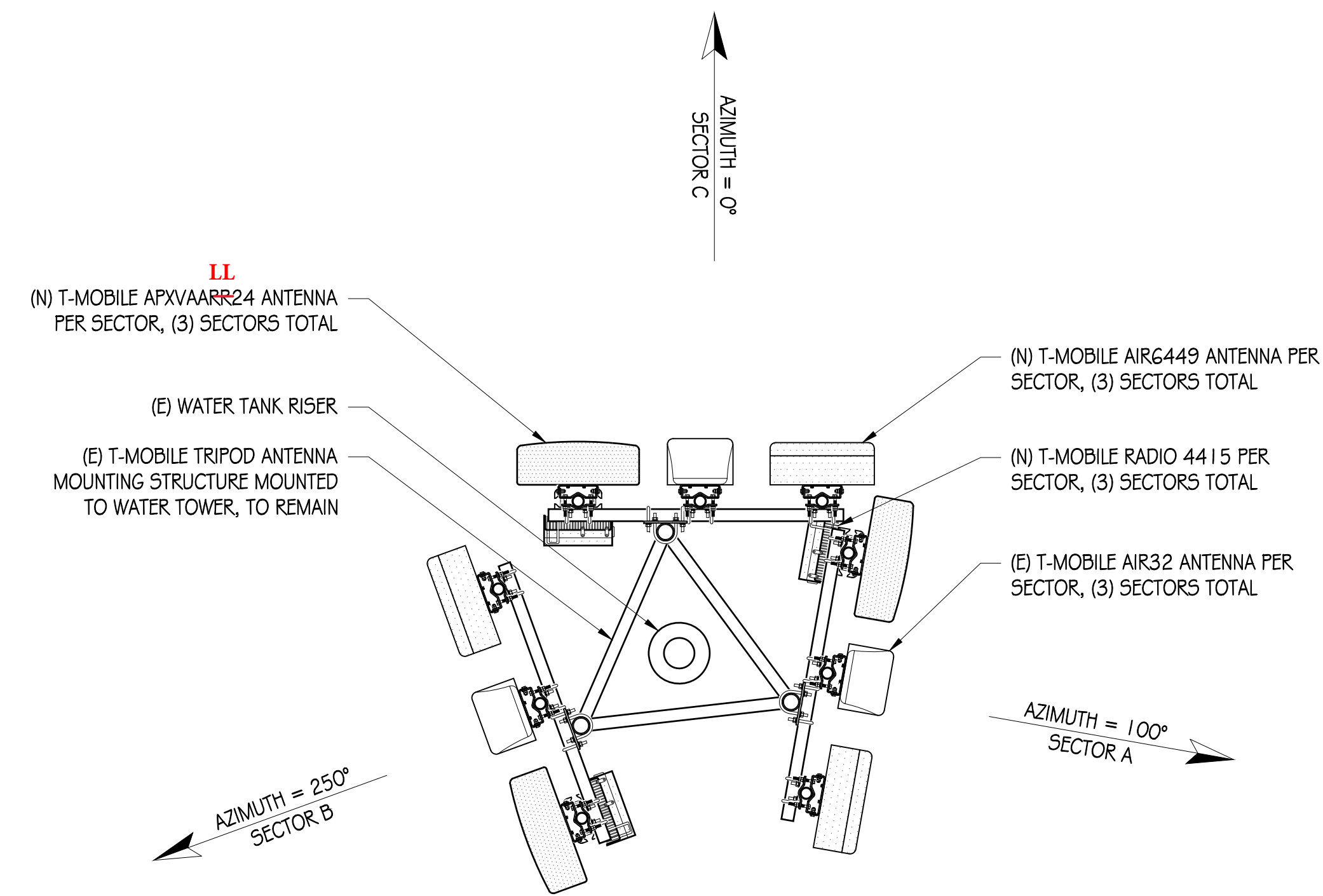
EQUIPMENT PLANS

SHEET NUMBER

A-3



TN
 EXISTING ANTENNA PLAN
 1/2" = 1'-0"



TN
 NEW ANTENNA PLAN ✓
 1/2" = 1'-0"

RF SCHEDULE										
SECTOR	EXISTING ANTENNA MODEL NO.	EXISTING RRUS MODEL NO.	EXISTING TMAS MODEL NO.	AZIMUTH	NEW ANTENNA MODEL NO.	NEW RRUS MODEL NO.	NEW TMAS MODEL NO.	AZIMUTH	RAD CENTER	TECHNOLOGY
ALPHA	A1	ANDREW - LN4-G514D5-A1M (DUAL)	RRUS11B12 (AT CABINET)	N/A	100°	RFS - APXVAARR24_43-U-NA20 (OCTO)	RADIO 4449 B71+B8 (AT CABINET) # RADIO 4415 B25 (AT ANTENNA)	N/A	100° ± 129'-00"	L600, L700, N600, L19, U19
	A2	ERICSSON - AIR32 KR901146-1_B66A-B2A (OCTO)	N/A	N/A	100°	ERICSSON - AIR32 KR901146-1_B66A-B2A (OCTO)	N/A	N/A	100° ± 129'-00"	L19, G19, L21
	A3	ANDREW - TMBXX-G516-A2M (DUAL)	N/A	GENERIC TWIN STYLE 1A-PCS TMA (ATANTENNA)	100°	ERICSSON - AIR6449 B41 (ACTIVE ANTENNA-MASSIVE MIMO)	N/A	N/A	100° ± 129'-00"	L25, N25
BETA	B1	ANDREW - LN4-G514D5-A1M (DUAL)	RRUS11B12 (AT CABINET)	N/A	250°	COMMSCOPE-FFH-G5A-R3 RFS-APXVAALL24	RADIO 4449 B71+B8 (AT CABINET) # RADIO 4415 B25 (AT ANTENNA)	N/A	250° ± 129'-00"	L600, L700, N600, L19, U19
	B2	ERICSSON - AIR32 KR901146-1_B66A-B2A (OCTO)	N/A	N/A	250°	ERICSSON - AIR32 KR901146-1_B66A-B2A (OCTO)	N/A	N/A	250° ± 129'-00"	L19, G19, L21
	B3	ANDREW - TMBXX-G516-A2M (DUAL)	N/A	GENERIC TWIN STYLE 1A-PCS TMA (ATANTENNA)	250°	ERICSSON - AIR6449 B41 (ACTIVE ANTENNA-MASSIVE MIMO)	N/A	N/A	250° ± 129'-00"	L25, N25
GAMMA	C1	ANDREW - LN4-G514D5-A1M (DUAL)	RRUS11B12 (AT CABINET)	N/A	0°	COMMSCOPE-FFH-G5A-R3 RFS-APXVAALL24	RADIO 4449 B71+B8 (AT CABINET) # RADIO 4415 B25 (AT ANTENNA)	N/A	0° ± 129'-00"	L600, L700, N600, L19, U19
	C2	ERICSSON - AIR32 KR901146-1_B66A-B2A (OCTO)	N/A	N/A	0°	ERICSSON - AIR32 KR901146-1_B66A-B2A (OCTO)	N/A	N/A	0° ± 129'-00"	L19, G19, L21
	C3	ANDREW - TMBXX-G516-A2M (DUAL)	N/A	GENERIC TWIN STYLE 1A-PCS TMA (ATANTENNA)	0°	ERICSSON - AIR6449 B41 (ACTIVE ANTENNA-MASSIVE MIMO)	N/A	N/A	0° ± 129'-00"	L25, N25

RF SCHEDULE ✓

AS-BUILT
 WALKER CELLULAR, INC.
 KARA STABILE
 01/15/21



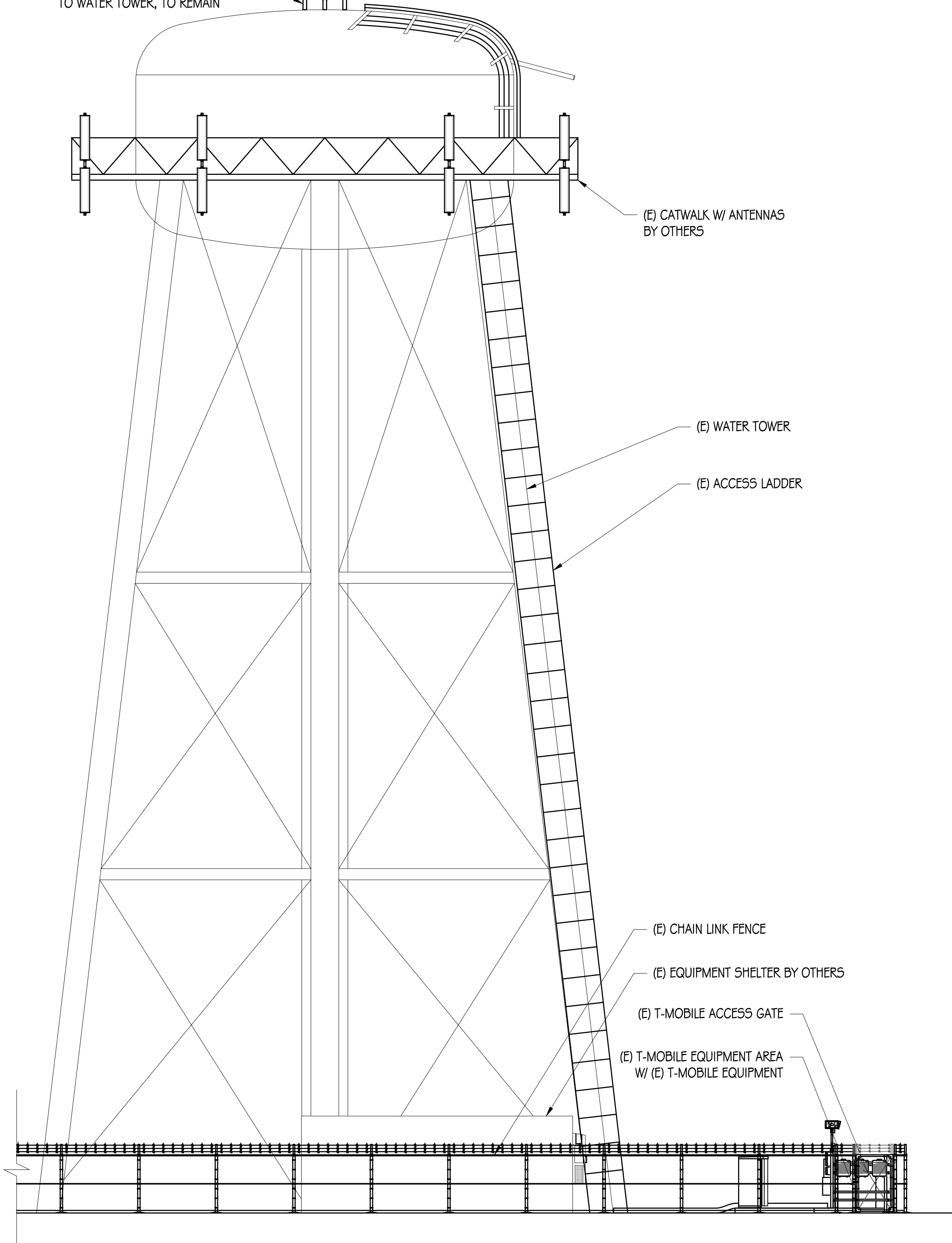
70#65 / 1970
 9TH AVE
 5C06179A
 1970 9TH AVE
 OLIVEHURST, CA 95961

ISSUE STATUS		
△	DATE	DESCRIPTION
	07/01/20	CD 90%
	09/03/20	CD 100%

DRAWN BY: R. MARTINEZ
 CHECKED BY: F. CASTILLO
 APPROVED BY: B. McCOMB
 DATE: 09/03/20
 SHEET TITLE:

ANTENNA PLANS
 SHEET NUMBER
A-4

- (E) T-MOBILE LNX ANTENNA TO BE REMOVED & REPLACED PER SECTOR, (3) SECTORS TOTAL
- (E) T-MOBILE AIR32 ANTENNA TO REMAIN PER SECTOR, (3) SECTORS TOTAL
- (E) T-MOBILE TMBXX ANTENNA TO BE REMOVED & REPLACED PER SECTOR, (3) SECTORS TOTAL
- (E) T-MOBILE TWIN STYLE TMA TO BE REMOVED PER SECTOR, (3) SECTORS TOTAL
- (E) T-MOBILE TRIPOD ANTENNA MOUNTING STRUCTURE MOUNTED TO WATER TOWER, TO REMAIN



EXISTING SOUTH ELEVATION

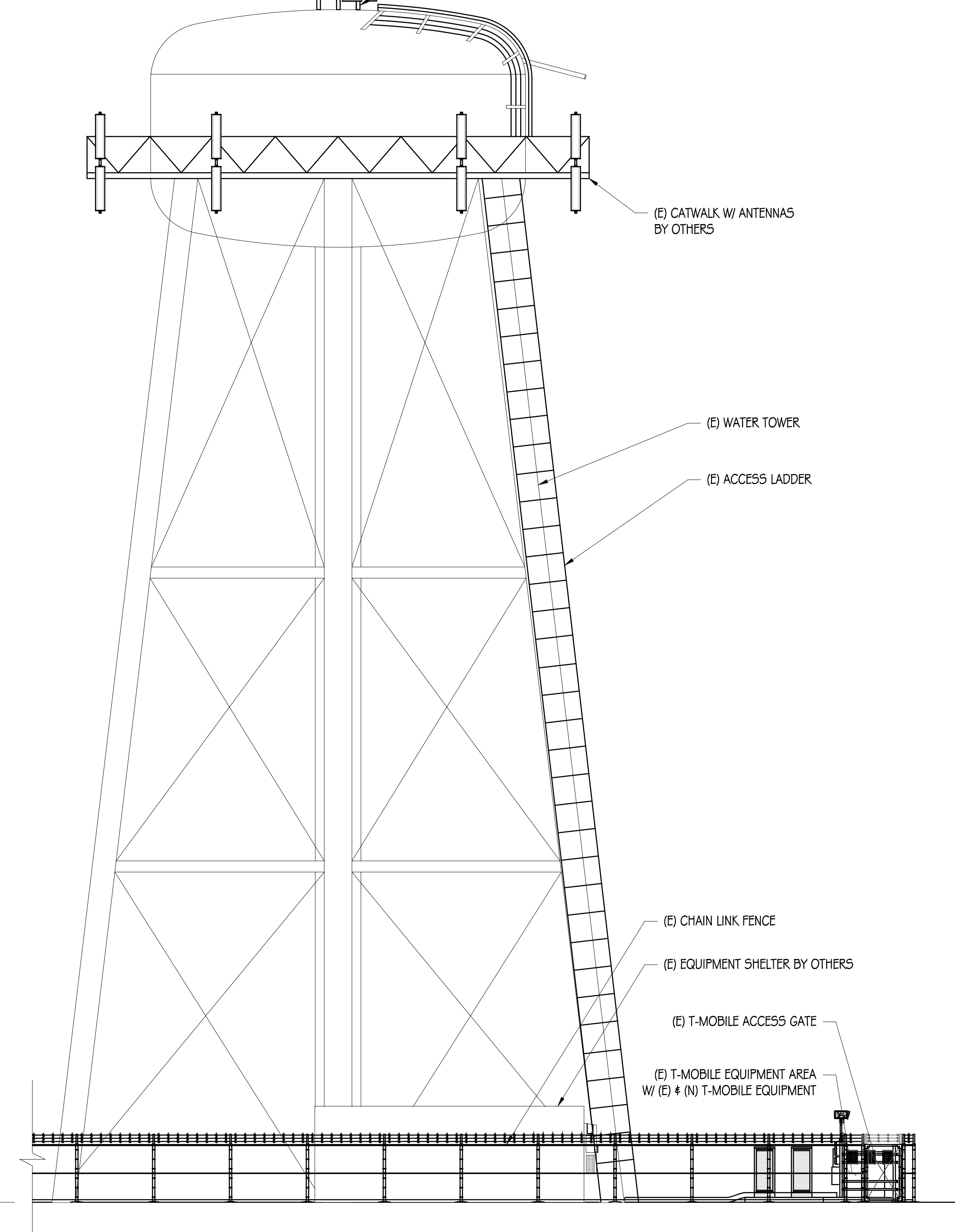
1/8" = 1'-0"

- TIP OF (N) ANTENNAS ± 133'-0" AGL
- TIP OF (E) ANTENNAS ± 132'-1" AGL
- TIP OF (E) ANTENNAS ± 131'-5" AGL
- TIP OF (E) ANTENNAS ± 131'-4" AGL
- TIP OF (N) ANTENNAS ± 130'-5" AGL
- RAD CENTER OF (E) & (N) ANTENNAS ± 129'-0" AGL

GROUND LEVEL ± 0'-0"

AS-BUILT
WALKER CELLULAR, INC.
KARA STABILE
01/15/21

- (N) T-MOBILE AIR6449 ANTENNA PER SECTOR, (3) SECTORS TOTAL
- (N) T-MOBILE APXVAARR24 ANTENNA TO BE REMOVED & REPLACED PER SECTOR, (3) SECTORS TOTAL
- (N) T-MOBILE RADIO 4415 PER SECTOR, (3) SECTORS TOTAL
- (E) T-MOBILE AIR32 ANTENNA PER SECTOR, (3) SECTORS TOTAL
- (E) T-MOBILE TRIPOD ANTENNA MOUNTING STRUCTURE MOUNTED TO WATER TOWER, TO REMAIN



NEW SOUTH ELEVATION ✓

1/8" = 1'-0"

T-Mobile
WEST REGION
1755 CREEKSIDE OAKS DR, SUITE 190
SACRAMENTO, CA 95833

PRECISION DESIGN & Drafting, Inc.
Phone: (530) 823-6546
11768 Atwood Rd, Suite 20 Auburn, CA 95603

THESE PLANS AND SPECIFICATIONS, AS INSTRUMENTS OF SERVICE, ARE AND SHALL REMAIN THE PROPERTY OF PRECISION DESIGN & DRAFTING, INC. WHETHER THE PROJECTS FOR WHICH THEY ARE USED ARE LOCATED OR NOT. THESE PLANS AND SPECIFICATIONS ARE NOT TO BE REPRODUCED, COPIED, OR TRANSMITTED IN ANY FORM OR BY ANY MEANS, WITHOUT THE WRITTEN CONSENT OF THE ENGINEER. COPYRIGHT © PRECISION DESIGN & DRAFTING, INC. ALL RIGHTS RESERVED.



70#65 / 1970
9TH AVE
5C06179A
1970 9TH AVE
OLIVEHURST, CA 95961

ISSUE STATUS

△	DATE	DESCRIPTION
	07/01/20	CD 90%
	09/03/20	CD 100%

DRAWN BY: R. MARTINEZ
CHECKED BY: F. CASTILLO
APPROVED BY: B. McCOMB
DATE: 09/03/20
SHEET TITLE:

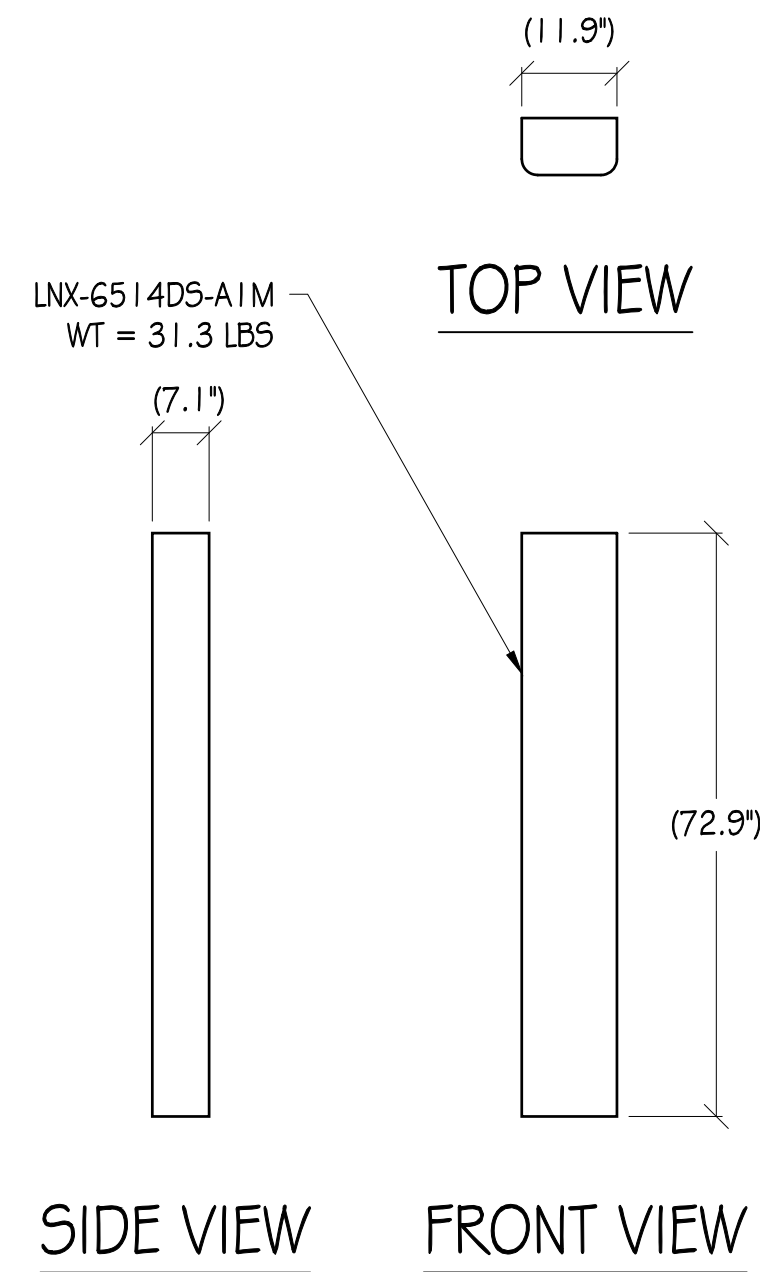
ELEVATIONS

SHEET NUMBER

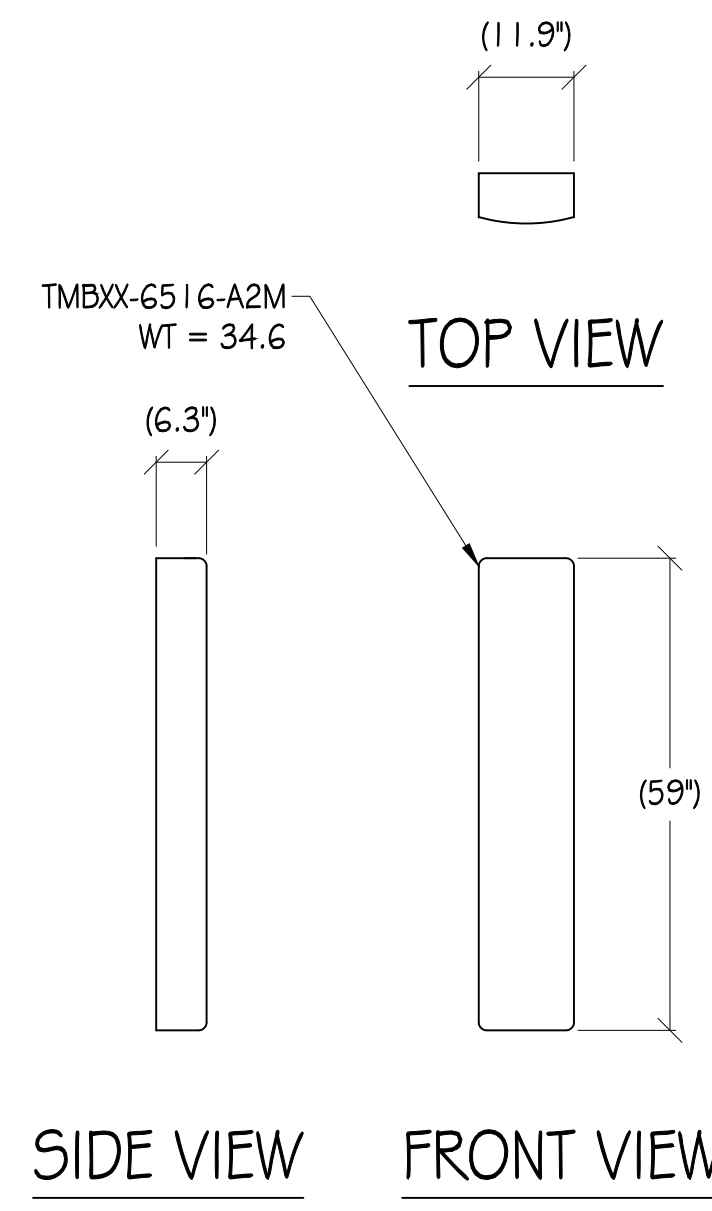
A-5

PROJECT GENERAL NOTES

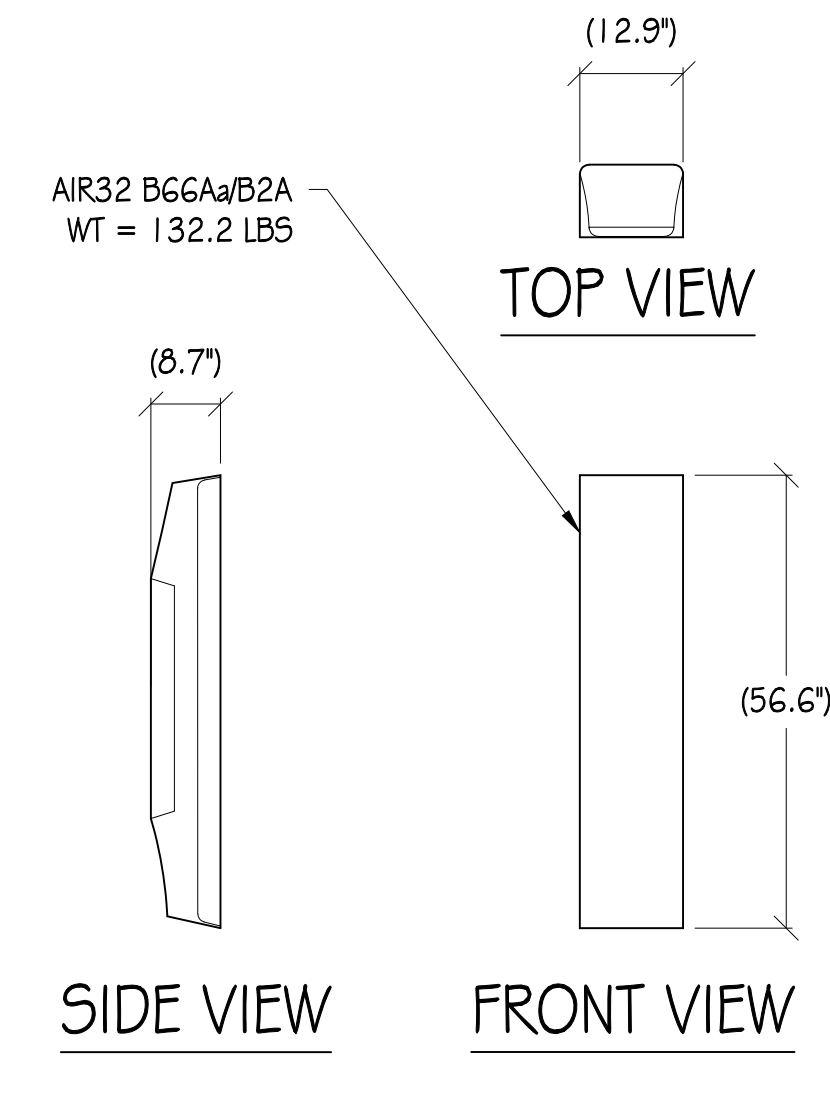
- THIS FACILITY IS AN UNOCCUPIED WIRELESS TELECOMMUNICATION FACILITY.
- PLANS ARE NOT TO BE SCALED AND ARE INTENDED TO BE A DIAGRAMMATIC OUTLINE ONLY UNLESS NOTED OTHERWISE.
- THE SCOPE OF WORK SHALL INCLUDE FURNISHING MATERIALS, EQUIPMENT, APPURTENANCES AND LABOR NECESSARY TO COMPLETE ALL INSTALLATIONS AS INDICATED ON THE DRAWINGS.
- PRIOR TO THE SUBMISSION OF BIDS, THE CONTRACTORS SHALL VISIT THE JOB SITE AND BE RESPONSIBLE FOR ALL CONTRACT DOCUMENTS, FIELD CONDITIONS AND DIMENSIONS, AND CONFIRM THAT THE WORK MAY BE ACCOMPLISHED AS SHOWN PRIOR TO PROCEEDING WITH CONSTRUCTION. ANY DISCREPANCIES ARE TO BE BROUGHT TO THE ATTENTION OF THE CONSTRUCTION MANAGER AND ENGINEER PRIOR TO PROCEEDING WITH THE WORK.
- IT IS THE RESPONSIBILITY OF THE CONTRACTOR TO PAY FOR PERMIT FEES AND TO OBTAIN SAID PERMITS AND TO COORDINATE INSPECTIONS.
- THE CONTRACTOR SHALL RECEIVE, IN WRITING, AUTHORIZATION TO PROCEED BEFORE STARTING WORK ON ANY ITEM NOT CLEARLY DEFINED OR IDENTIFIED BY THE CONTRACT DOCUMENTS.
- ALL WORK PERFORMED AND MATERIALS INSTALLED SHALL BE IN STRICT ACCORDANCE WITH ALL APPLICABLE CODES, REGULATIONS, AND ORDINANCES. CONTRACTOR SHALL GIVE ALL NOTICES AND COMPLY WITH ALL LAWS, ORDINANCES, RULES, REGULATIONS AND LAWFUL ORDERS OF ANY PUBLIC AUTHORITY REGARDING THE PERFORMANCE OF THE WORK.
- THE GENERAL CONTRACTOR SHALL SUPERVISE AND DIRECT THE WORK USING THE BEST SKILLS AND ATTENTION. THE CONTRACTOR SHALL BE SOLELY RESPONSIBLE FOR ALL CONSTRUCTION MEANS, METHODS, TECHNIQUES, SEQUENCES AND PROCEDURES. CONTRACTOR SHALL ALSO COORDINATE ALL PORTIONS OF THE WORK UNDER THE CONTRACT; INCLUDING CONTACT AND COORDINATION WITH THE CONSTRUCTION MANAGER AND WITH THE LANDLORD'S AUTHORIZED REPRESENTATIVE.
- THE CONTRACTOR SHALL MAKE NECESSARY PROVISIONS TO PROTECT EXISTING IMPROVEMENTS, PAVING, CURBS, GALVANIZED SURFACES, ETC., AND UPON COMPLETION OF WORK, REPAIR ANY DAMAGE THAT OCCURRED DURING CONSTRUCTION TO THE SATISFACTION OF THE PROJECT MANAGER.
- KEEP GENERAL AREA CLEAN, HAZARD FREE, AND DISPOSE OF ALL DIRT, DEBRIS, RUBBISH AND REMOVE EQUIPMENT NOT SPECIFIED AS REMAINING ON THE PROPERTY, LEAVE PREMISES IN CLEAN CONDITION AND FREE FROM PAINT SPOTS, DUST, OR SMUDGES OF ANY NATURE.
- DETAILS ARE INTENDED TO SHOW END RESULT OF DESIGN. MINOR MODIFICATIONS MAY BE REQUIRED TO SUIT JOB DIMENSIONS OR CONDITIONS, AND SUCH MODIFICATIONS SHALL BE INCLUDED AS PART OF THE WORK.
- CONTRACTOR TO VERIFY THE LATEST/CURRENT RF DESIGN.



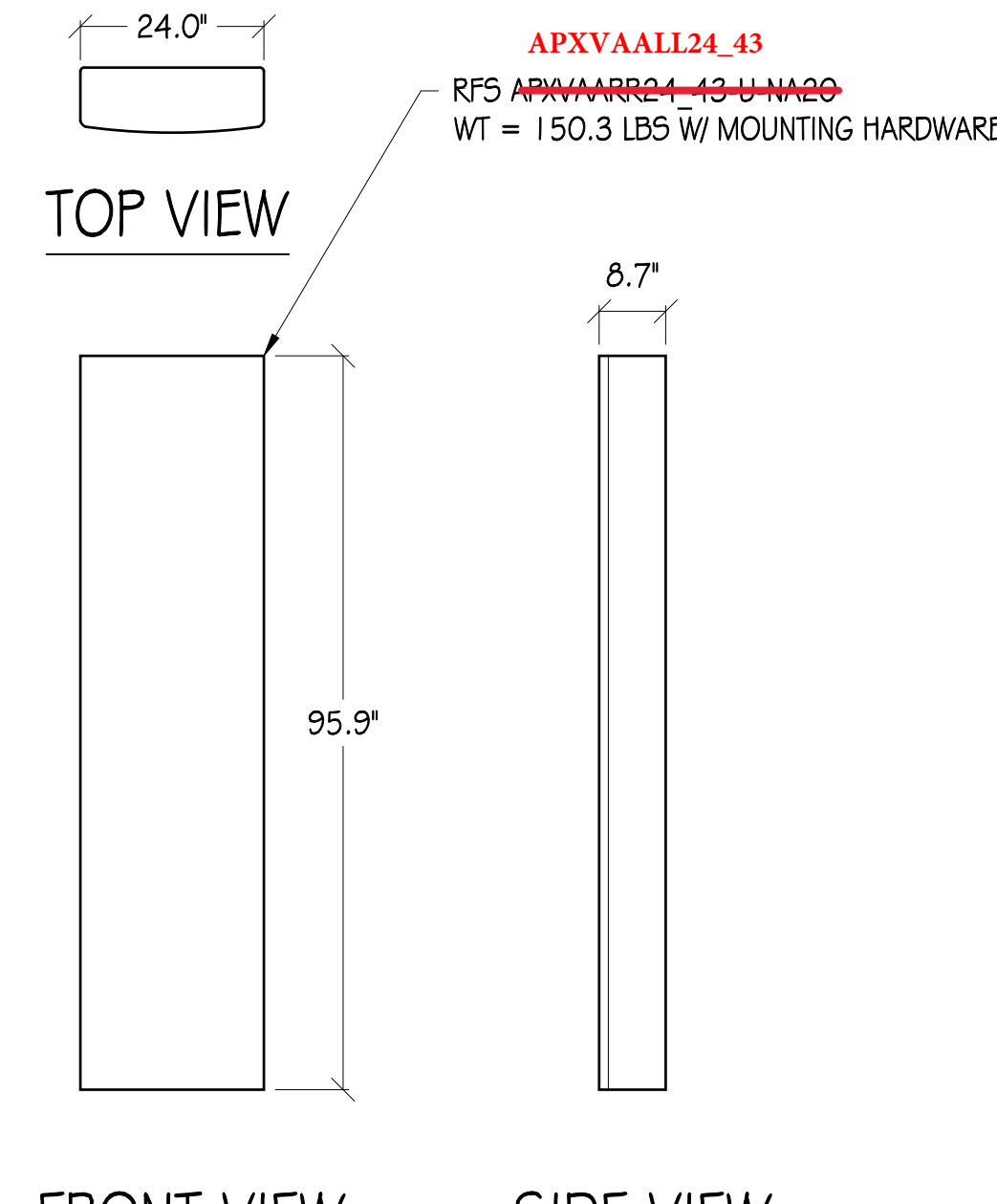
1 (E) ANTENNA DETAIL
1/2"=1"
NOTE: TO BE REMOVED & REPLACED



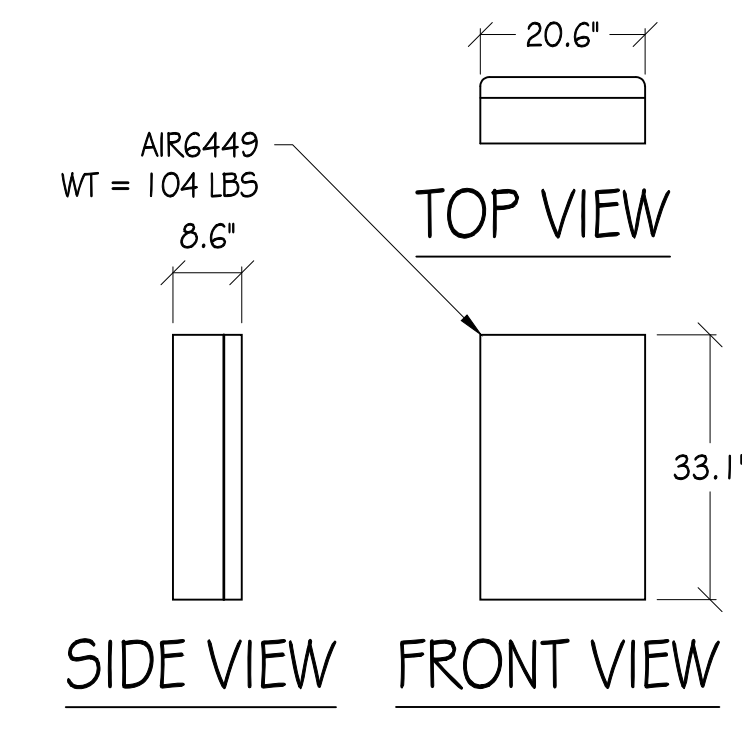
2 (E) ANTENNA DETAIL
1/2"=1"
NOTE: TO BE REMOVED & REPLACED



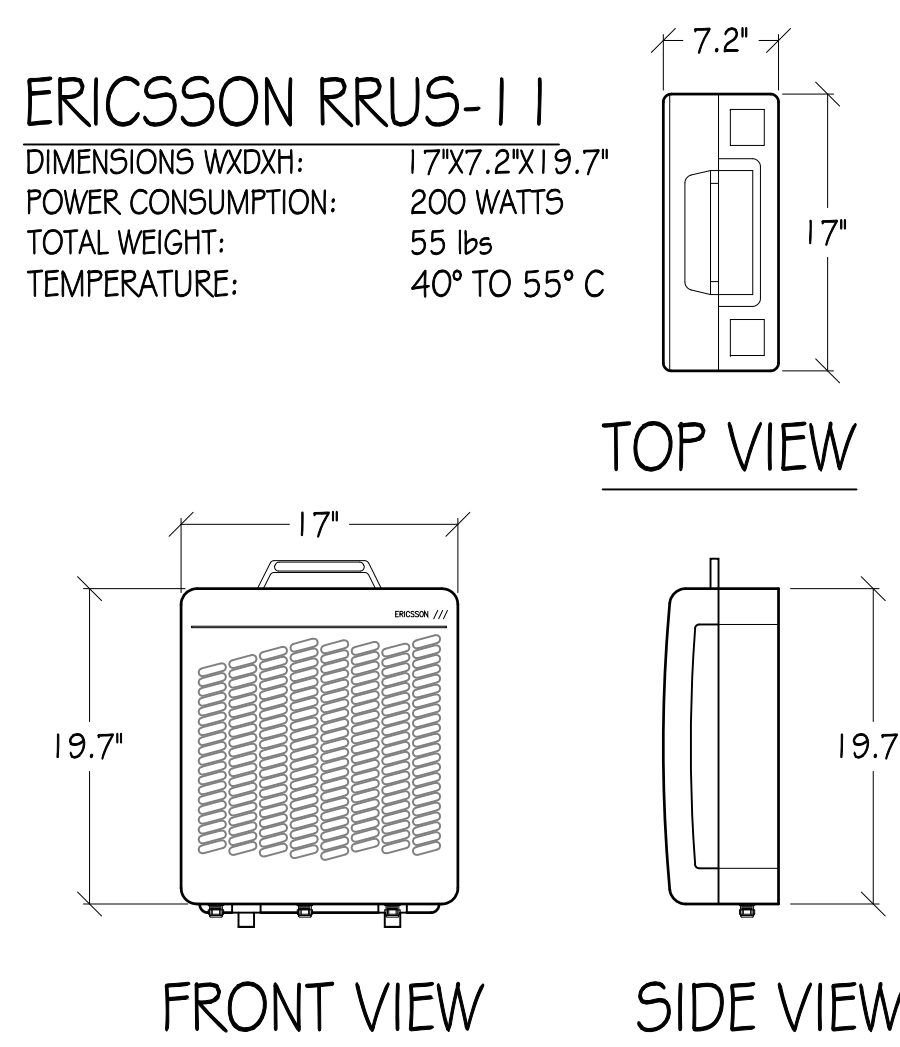
3 (E) ANTENNA DETAIL
1/2"=1"
NOTE: TO BE REMAIN



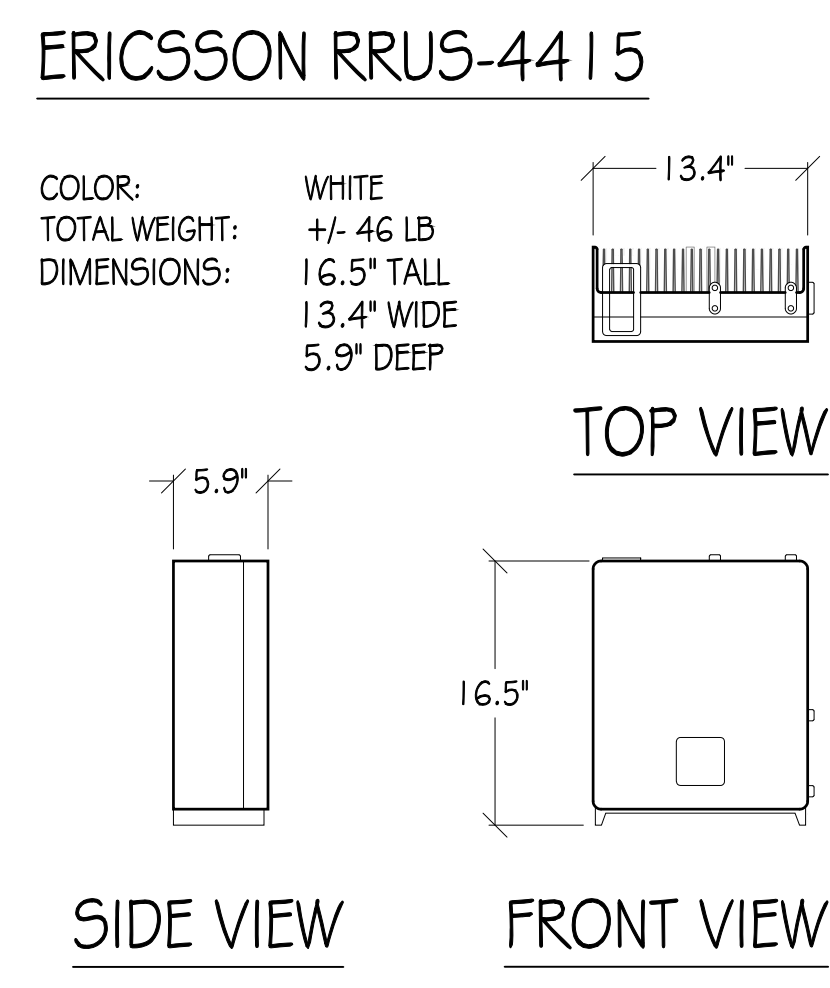
4 (N) ANTENNA DETAIL ✓
1/2"=1"



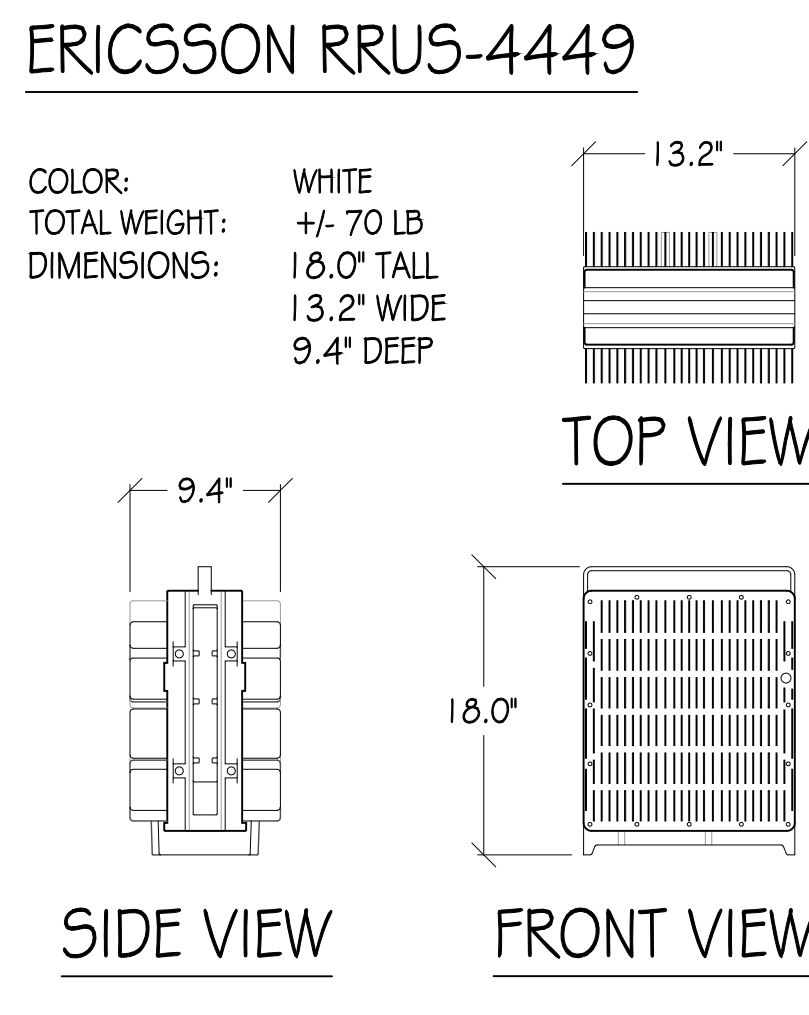
5 (N) ANTENNA DETAIL ✓
1/2"=1"



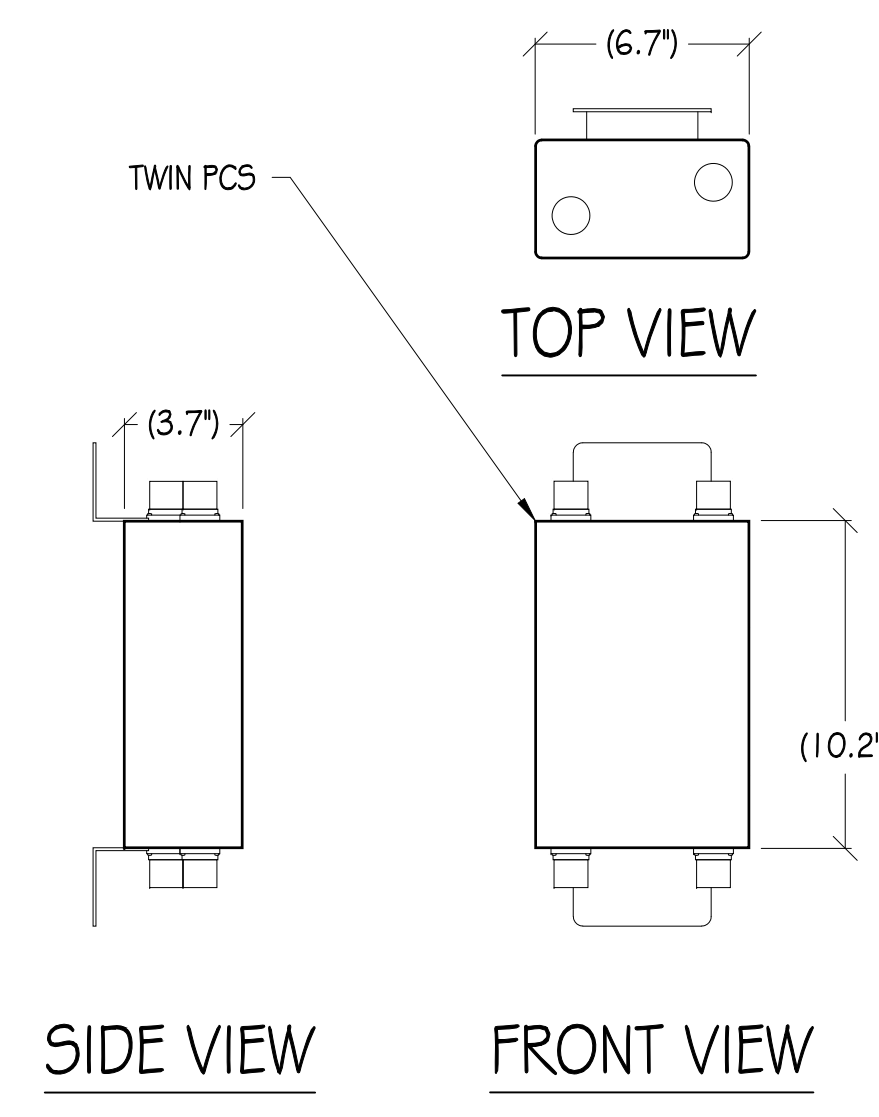
6 (E) RRUS-11 DETAIL
1/2"=1"
NOTE: TO BE REMOVED & REPLACED



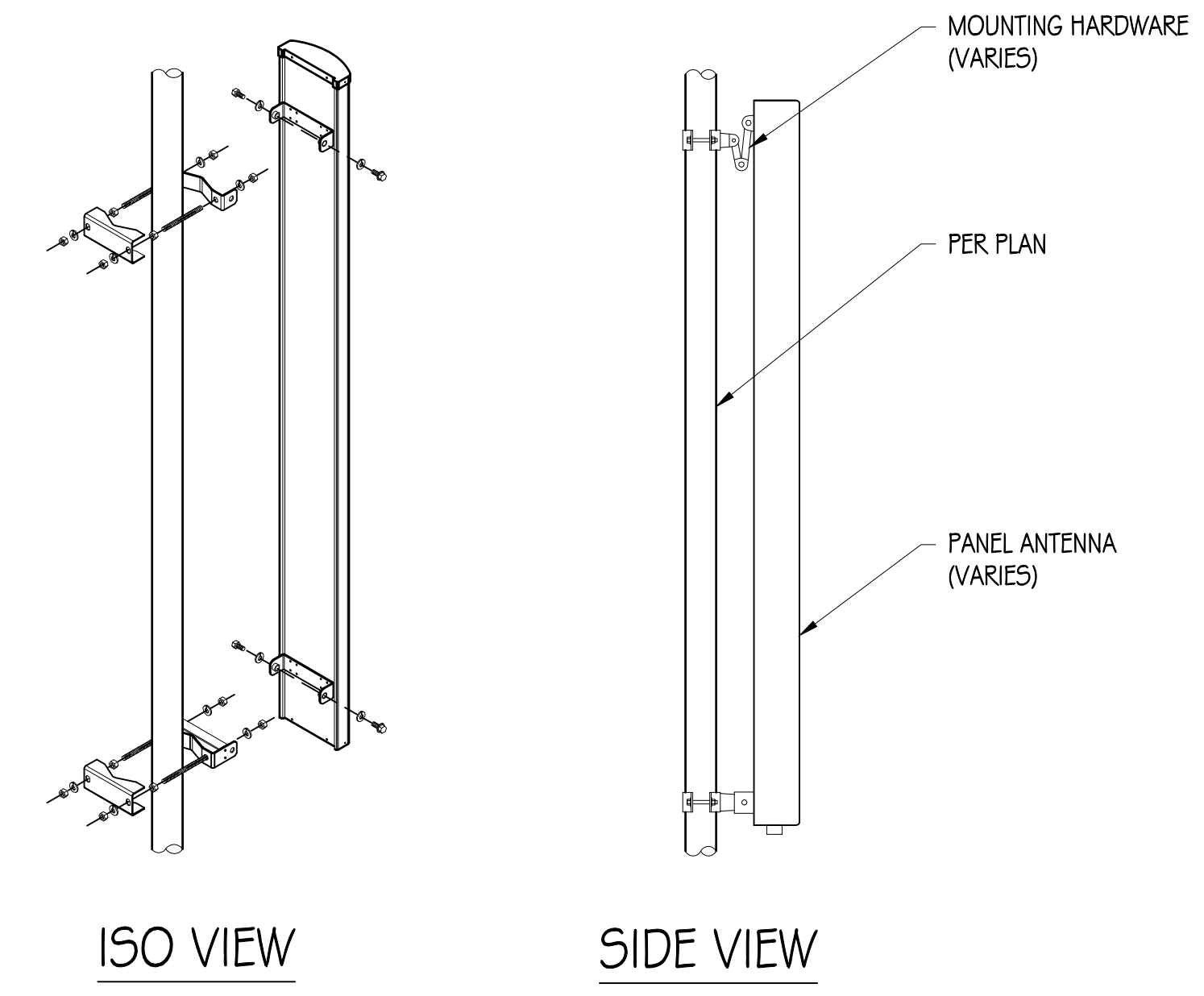
7 (N) RRUS-4415 DETAIL ✓
1"=1"



8 (N) RRUS-4449 DETAIL ✓
1"=1"



9 (E) TMA DETAIL
1"=6"
NOTE: TO BE REMOVED



10 ANTENNA MOUNT DETAIL ✓
1"=1"

AS-BUILT
WALKER CELLULAR, INC.
KARA STABILE
01/15/21

T-Mobile
WEST REGION
1755 CREEKSIDE OAKS DR, SUITE 190
SACRAMENTO, CA 95833

PRECISION DESIGN & Drafting, Inc.
Phone: (530) 823-6546
11768 Atwood Rd, Suite 20 Auburn, CA 95603

THESE PLANS AND SPECIFICATIONS ARE INSTRUMENTS OF SERVICE AND SHALL REMAIN THE PROPERTY OF PRECISION DESIGN & DRAFTING, INC. NO PART OF THESE PLANS OR SPECIFICATIONS MAY BE REPRODUCED OR TRANSMITTED IN ANY FORM OR BY ANY MEANS, ELECTRONIC OR MECHANICAL, INCLUDING PHOTOCOPYING, RECORDING, OR BY ANY INFORMATION STORAGE AND RETRIEVAL SYSTEM, WITHOUT THE WRITTEN CONSENT OF THE ENGINEER. COPYRIGHT © PRECISION DESIGN & DRAFTING, INC. ALL RIGHTS RESERVED.



7065 / 1970
9TH AVE
5C06179A
1970 9TH AVE
OLIVEHURST, CA 95961

ISSUE STATUS

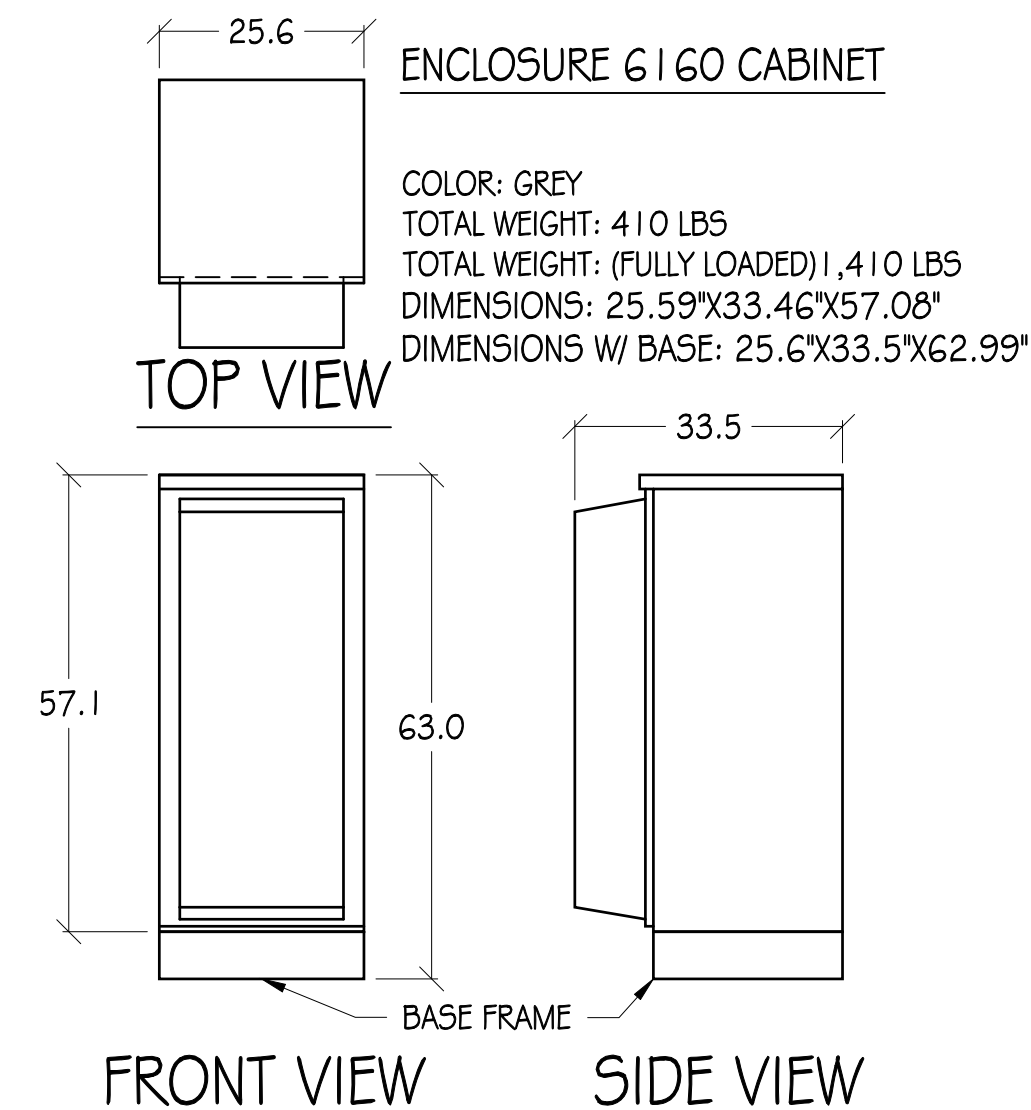
△	DATE	DESCRIPTION
	07/01/20	CD 90%
	09/03/20	CD 100%

DRAWN BY: R. MARTINEZ
CHECKED BY: F. CASTILLO
APPROVED BY: B. McCOMB
DATE: 09/03/20
SHEET TITLE:

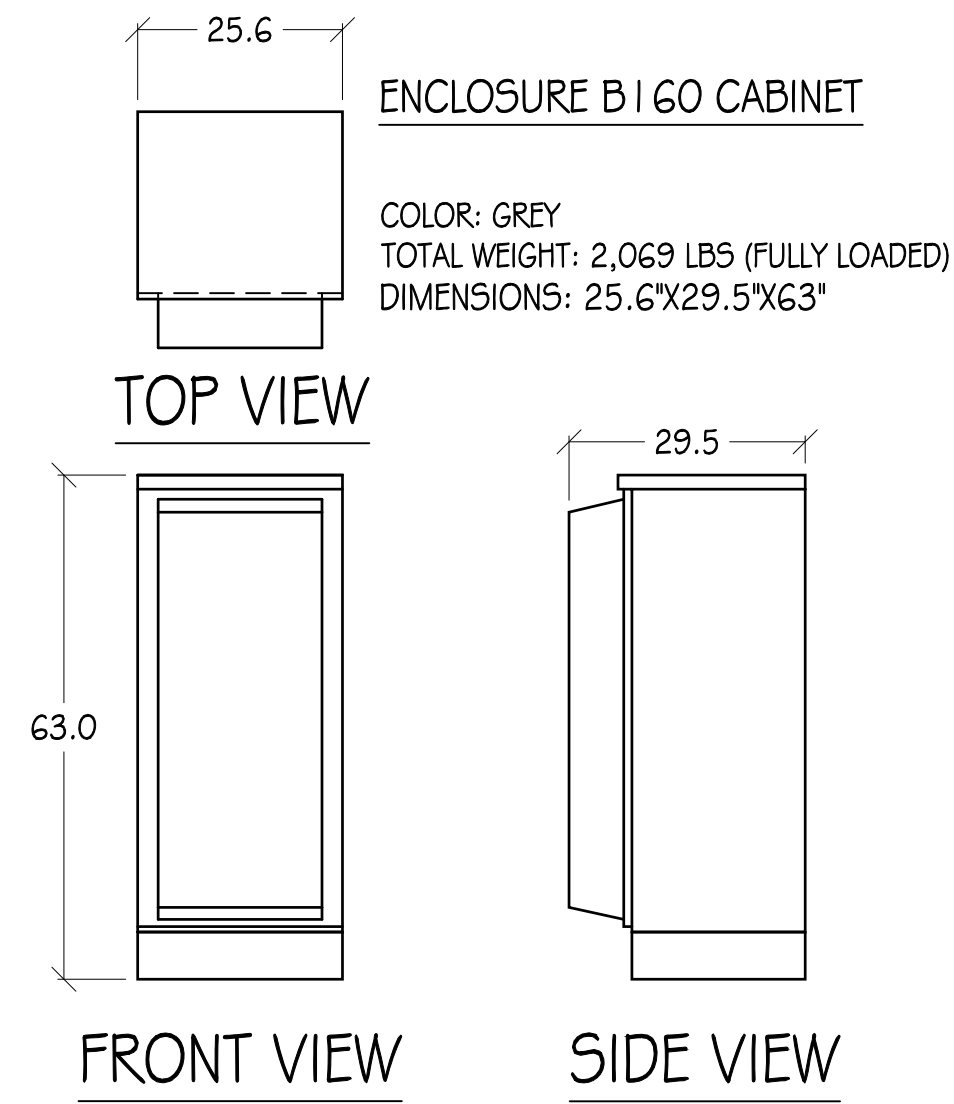
DETAILS

SHEET NUMBER

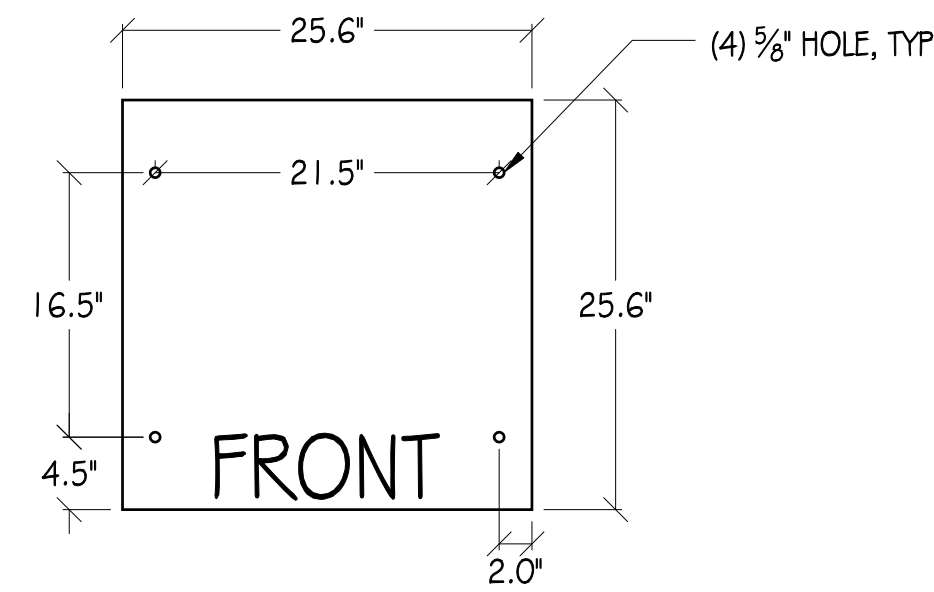
A-6



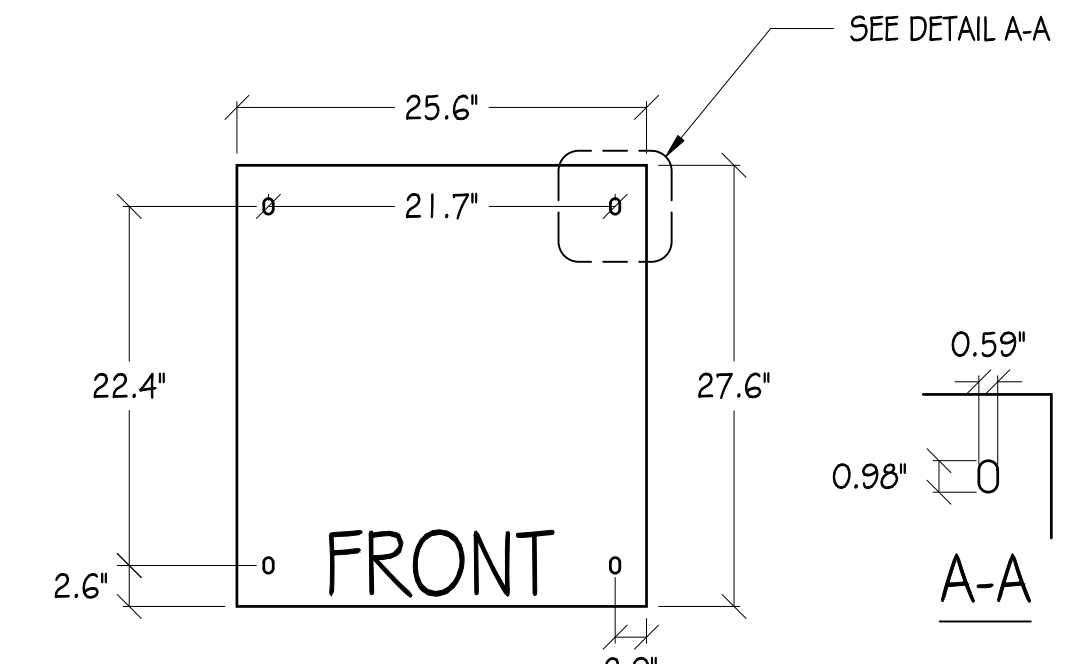
1 ENCLOSURE G | 60 DETAIL ✓
1/2" = 1"



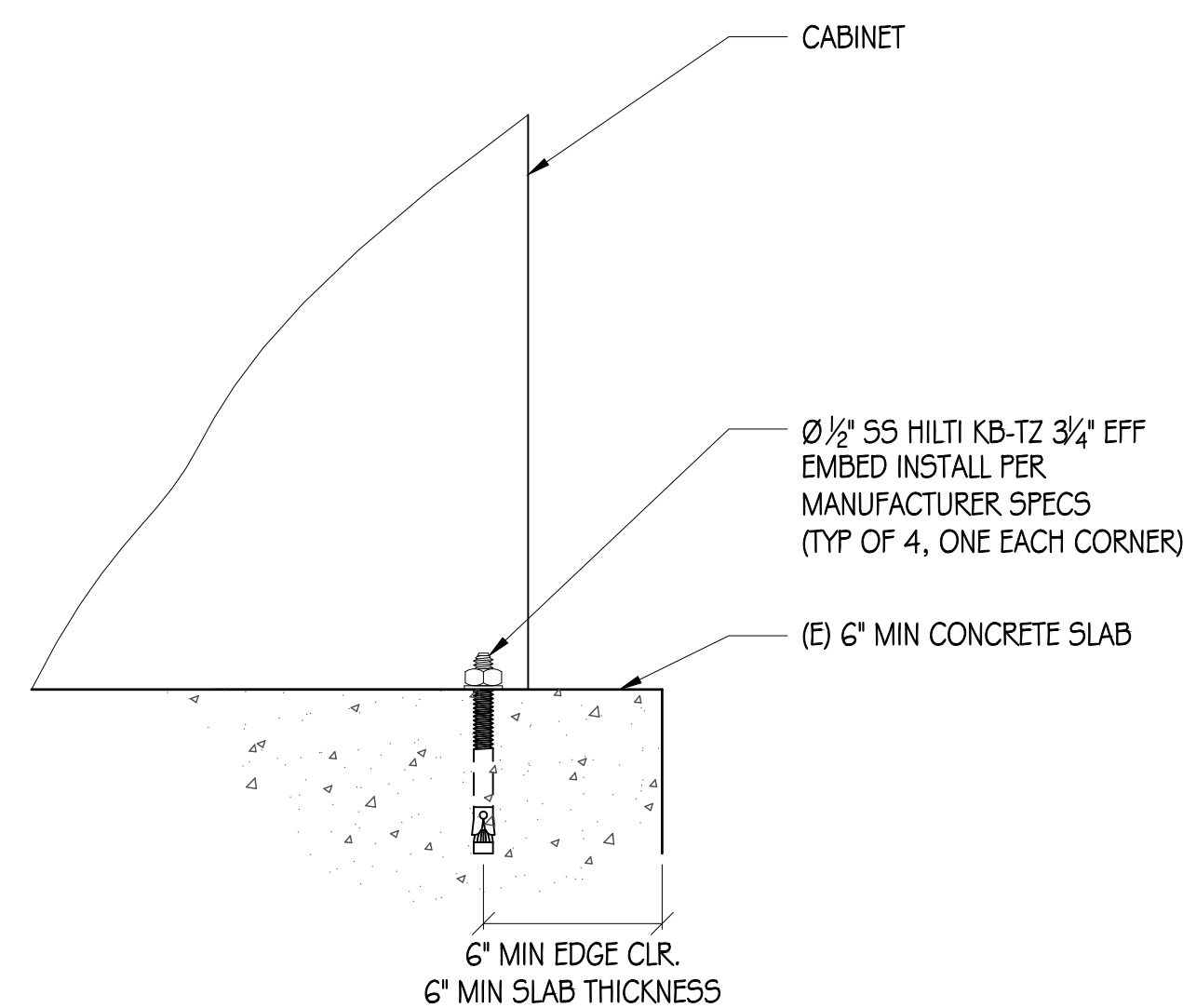
2 ENCLOSURE B | 60 DETAIL ✓
1/2" = 1"



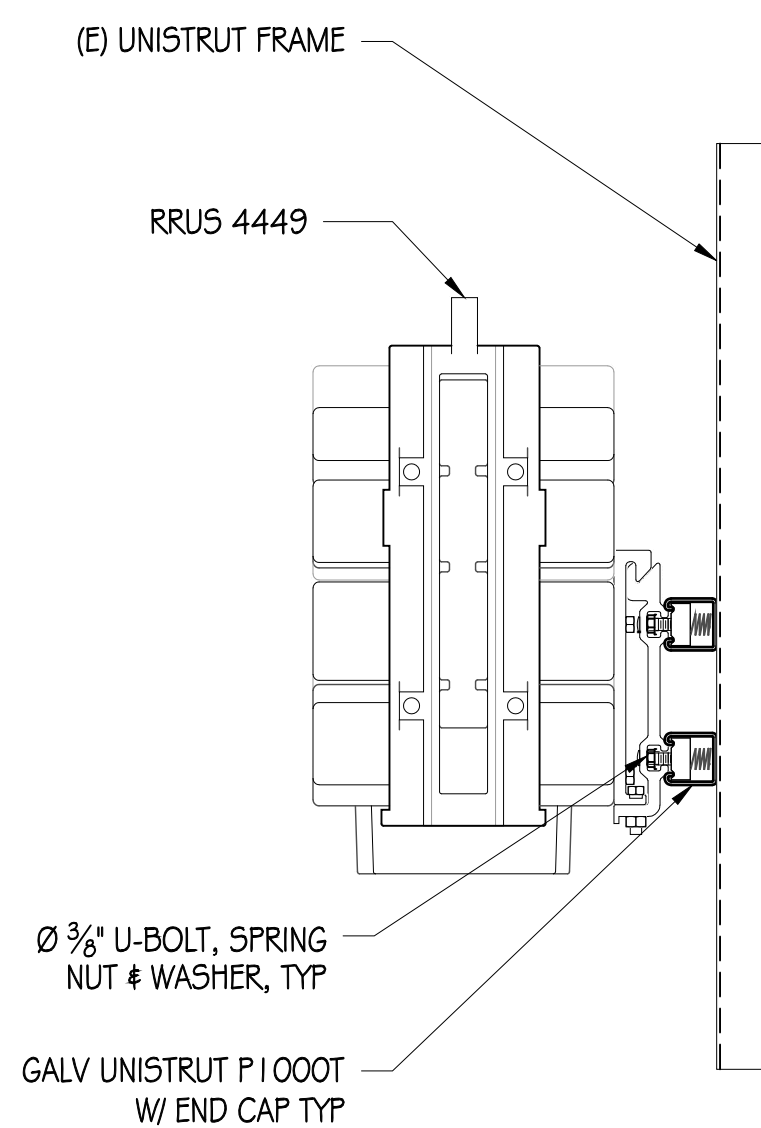
3 ENCLOSURE G | 60 BOLT LAYOUT ✓
1" = 1"



4 ENCLOSURE B | 60 BOLT LAYOUT ✓
1" = 1"

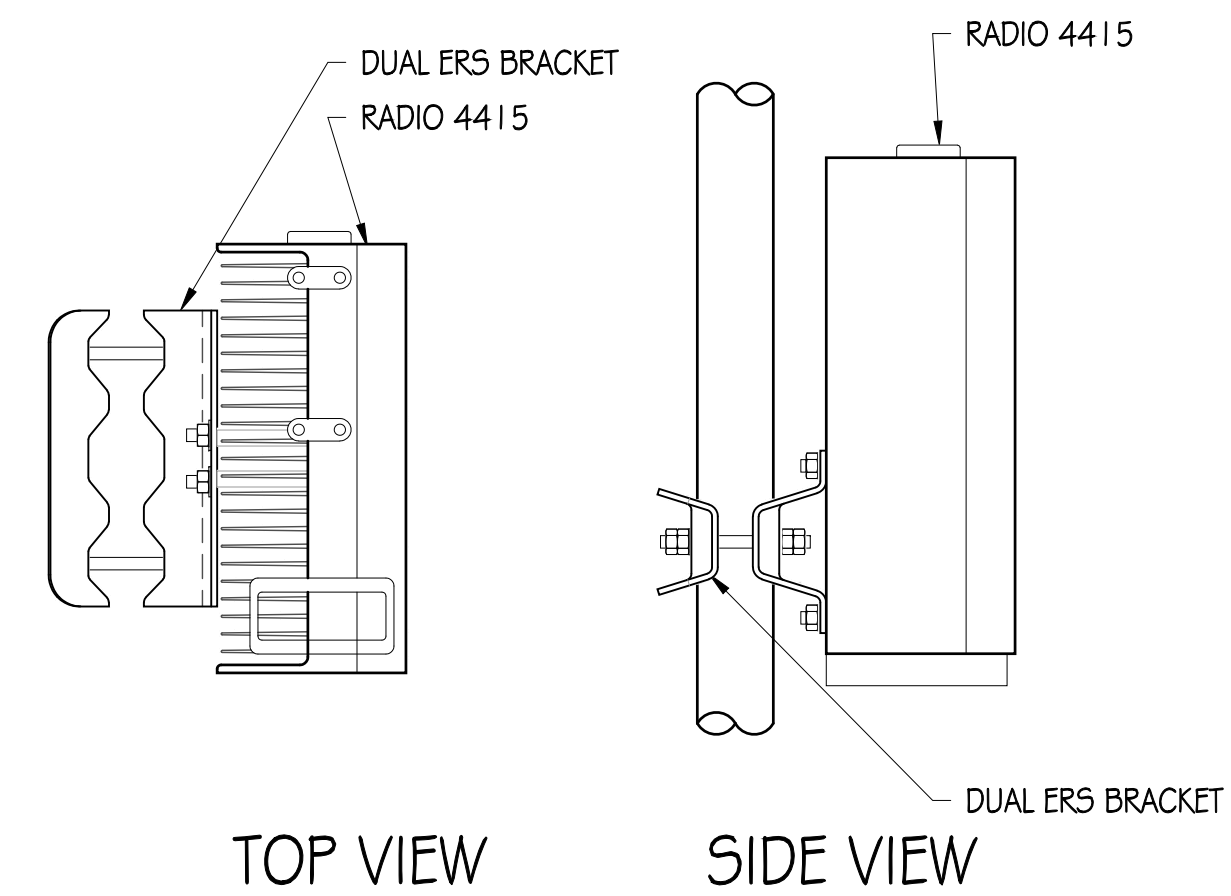


5 ENCLOSURE G | 60/B | 60 ANCHORING DETAIL ✓
1" = 6"



6 RRUS MOUNTING DETAIL ✓
1" = 1"

ITEM NO.	QTY.	Description
1	2	ERS bracket
2	2	Bushing nut M10x50
3	2	Flange bolt M10x90 FZV
4	2	Washer 10.5x22x2
5	2	Spring washer
6	8	Bolt M8x20 A4
7	8	Washer 8.4x1.6x1.6
8	8	Spring washer



7 RRUS POLE MOUNTING DETAIL ✓
1" = 1"



70665 / 1970
9TH AVE

5C06179A
1970 9TH AVE
OLIVEHURST, CA 95961

ISSUE STATUS

△	DATE	DESCRIPTION
	07/01/20	CD 90%
	09/03/20	CD 100%

DRAWN BY: R. MARTINEZ
CHECKED BY: F. CASTILLO
APPROVED BY: B. McCOMB
DATE: 09/03/20

SHEET TITLE:

DETAILS



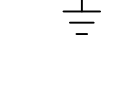

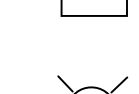
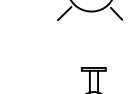

SHEET NUMBER

A-7

ELECTRICAL NOTES

- ALL ELECTRICAL WORK SHALL CONFORM TO THE NEC AS WELL AS ALL APPLICABLE STATE AND LOCAL CODES.
- CONTRACTOR SHALL FURNISH AND INSTALL ALL CONDUIT, CONDUCTORS, PULL BOXES, TRANSFORMER PADS, POLE RISERS, AND PERFORM ALL TRENCHING AND BACKFILLING REQUIRED IN THE PLANS.
- ALL ELECTRICAL ITEMS SHALL BE U.L. APPROVED OR LISTED AND PROCURED PER PLAN SPECIFICATIONS.
- ALL CIRCUIT BREAKERS, FUSES, AND ELECTRICAL EQUIPMENT SHALL HAVE AN INTERRUPTION RATING NOT LESS THAN THE MAXIMUM SHORT CIRCUIT CURRENT TO WHICH THEY MAY BE SUBJECTED WITH A MINIMUM OF 10,000 A.I.C. OR AS REQUIRED.
- THE ENTIRE ELECTRICAL INSTALLATION SHALL BE GROUNDED AS REQUIRED BY ALL APPLICABLE CODES.
- ELECTRICAL WIRING SHALL BE COPPER #12 MIN WITH TYPE XHHW, THWN, OR THHN INSULATION.
- ALL OUTDOOR EQUIPMENT SHALL HAVE NEMA 3R ENCLOSURE.
- ALL BURIED WIRE SHALL RUN THROUGH SCHEDULE 40 PVC CONDUIT UNLESS OTHERWISE NOTED.
- A GROUND WIRE IS TO BE PULLED IN ALL CONDUITS.
- WHERE ELECTRICAL WIRING OCCURS OUTSIDE A STRUCTURE AND HAS THE POTENTIAL FOR EXPOSURE TO WEATHER, WIRING SHALL BE IN WATERTIGHT GALVANIZED RIGID STEEL OR FLEXIBLE CONDUIT.

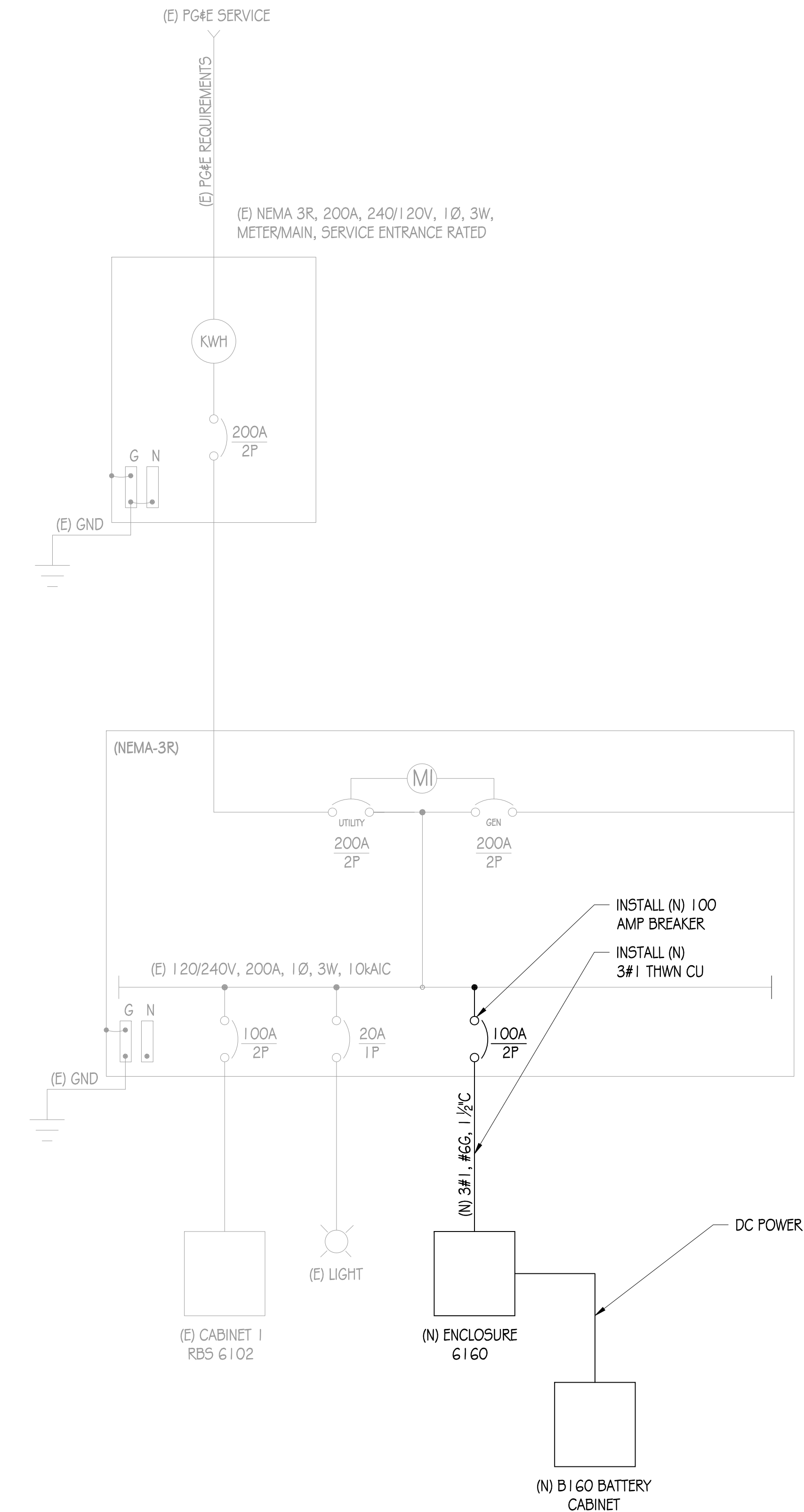
ELECTRIC LEGEND

-  METER
-  CIRCUIT BREAKER
-  SERVICE GROUND
-  WIRED CONNECTION
-  TIMER SWITCH, WATERPROOF
-  OUTDOOR LIGHT
-  GFI OUTLET, WATERPROOF

120/240V PANELBOARD ✓

NAMEPLATE: PBD-1		SC LEVEL: 10kAIC		VOLTS: 120/240V, 1Ø, 3W						
LOCATION: CELLULAR EQUIPMENT SITE				BUS AMPS: 200A						
MOUNTING: EQUIPMENT RACK				MAIN CB: 200A						
ØA	ØB	CONT	LOAD DESCRIPTION	BKR AMP/ POLE	CIRCUIT NO	BKR AMP/ POLE	CONT	LOAD DESCRIPTION	ØA	ØB
LOAD VA	LOAD VA								LOAD VA	LOAD VA
-	-		DO NOT USE		01 02			(E) UTILITY MAIN	-	-
-	-		DO NOT USE		03 04	200/2		(E) GENERATOR MAIN	-	-
-	-		DO NOT USE		05 06	200/2		SPACE	-	-
-	-		DO NOT USE		07 08			SPACE	-	-
7,560		Y	(E) CABINET 1 RB5 6102	100/2	09 10	100/2		(N) ENCLOSURE 6160	8,640	
300	7,560		(E) LIGHT	20/2	11 12			SPACE	-	8,640
			SPACE		13 14			SPACE	-	-
					15 16				-	-
7,860	7,560		PHASE TOTALS					PHASE TOTALS	8,640	8,640
TOTAL VA = 32,700										
125% CONTINUOUS LOADS = 40,875VA										TOTAL AMPS = 170A

NOTE: EXISTING LOADS HAVE NOT BEEN FIELD VERIFIED. THEY ARE APPROXIMATE BASED ON EXISTING CB SIZES. CONTACT THE ENGINEER IF THE LOADS DIFFER FROM THAT WHICH IS SHOWN ON THE PLANS



ONE LINE DIAGRAM ✓

AS-BUILT
WALKER CELLULAR, INC.
KARA STABILE
01/15/21

T-Mobile
WEST REGION
1755 CREEKSIDE OAKS DR, SUITE 190
SACRAMENTO, CA 95833

PRECISION DESIGN
& Drafting, Inc.
Phone: (530) 823-6546
11768 Atwood Rd, Suite 20 Auburn, CA 95603

THESE PLANS AND SPECIFICATIONS ARE INSTRUMENTS OF SERVICE, AND SHALL REMAIN THE PROPERTY OF PRECISION DESIGN & DRAFTING, INC. WHETHER THE PROJECTS FOR WHICH THEY ARE USED ARE EXECUTED OR NOT. THESE PLANS AND SPECIFICATIONS ARE NOT TO BE REPRODUCED, COPIED, OR TRANSMITTED IN ANY MANNER WITHOUT THE WRITTEN CONSENT OF THE ENGINEER, COPYRIGHT © PRECISION DESIGN & DRAFTING, INC. ALL RIGHTS RESERVED.



70#65 / 1970
9TH AVE

5C06179A
1970 9TH AVE
OLIVEHURST, CA 95961

ISSUE STATUS

△	DATE	DESCRIPTION
	07/01/20	CD 90%
	09/03/20	CD 100%

DRAWN BY: R. MARTINEZ

CHECKED BY: F. CASTILLO

APPROVED BY: B. McCOMB

DATE: 09/03/20

SHEET TITLE:

ONE LINE DIAGRAM
PANEL SCHEDULE

SHEET NUMBER

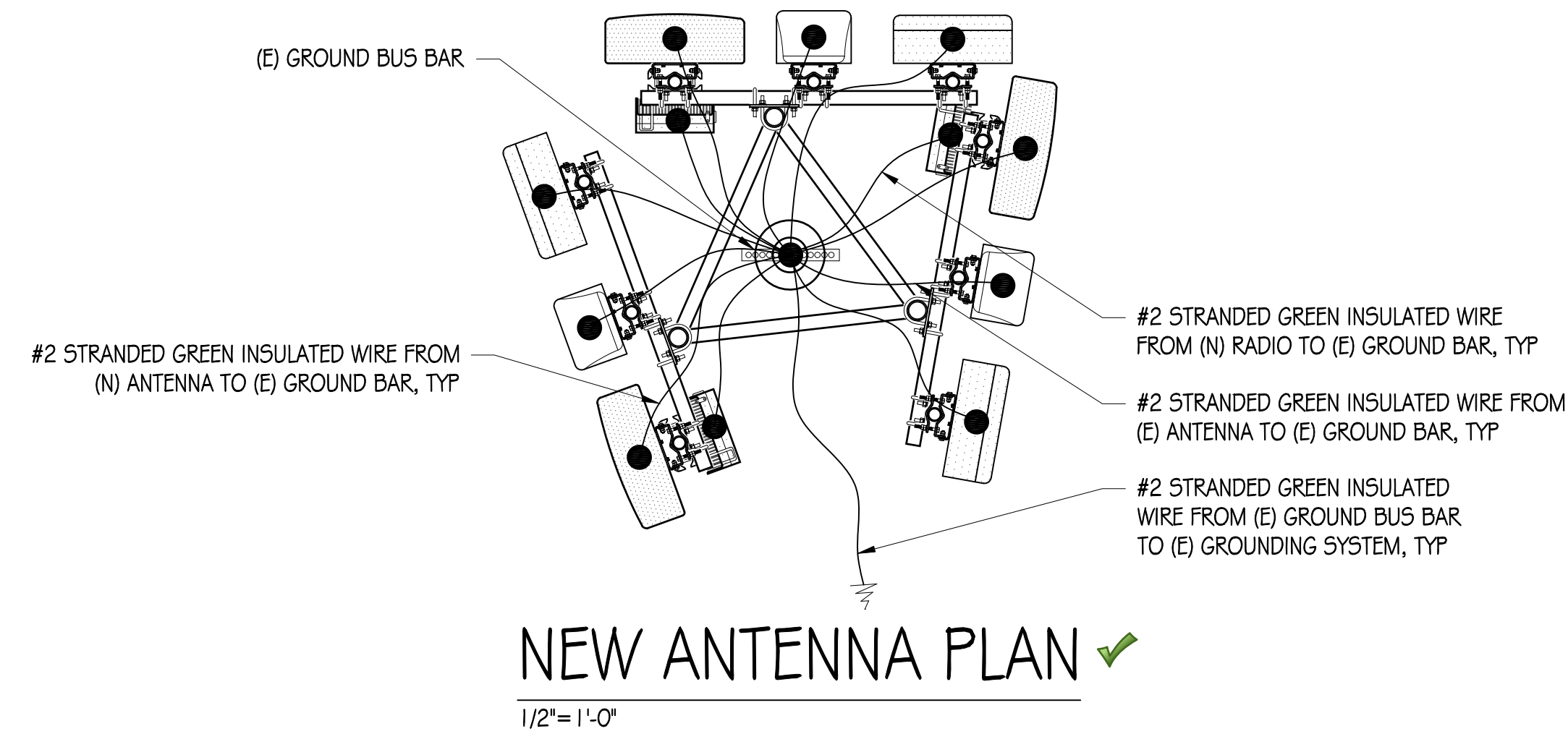
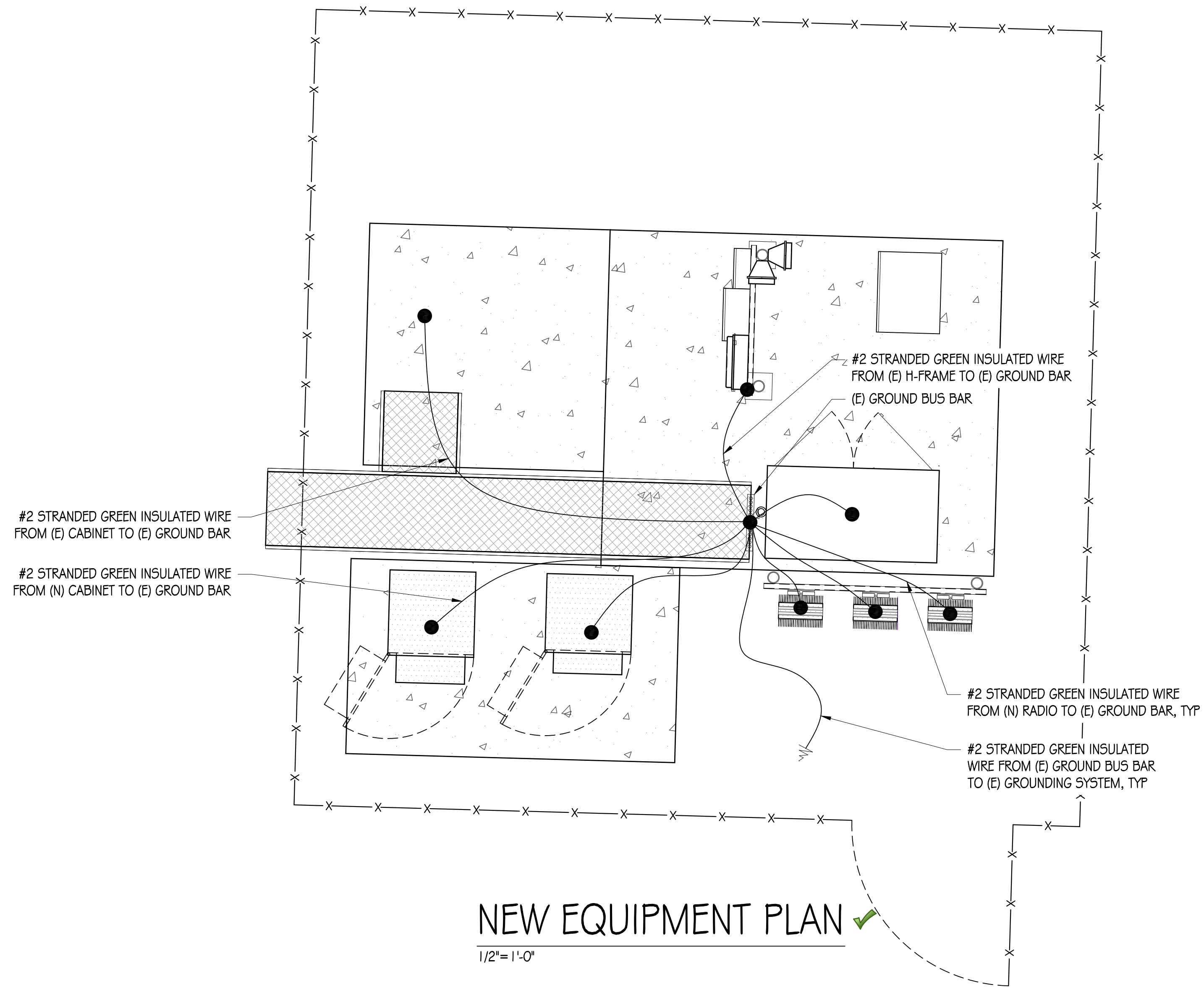
E-1

GROUNDING NOTES

- ALL DETAILS ARE SHOWN IN GENERAL TERMS. ACTUAL GROUNDING INSTALLATION AND CONSTRUCTION MAY VARY DUE TO SITE SPECIFIC CONDITIONS.
- GROUND ALL ANTENNA BASES, FRAMES, CABLE RUNS, AND OTHER METALLIC COMPONENTS USING #2 GROUND WIRES AND CONNECT TO SURFACE MOUNTED GROUND BUS BARS AS SHOWN. FOLLOW ANTENNA AND BTS MANUFACTURER'S PRACTICES FOR GROUNDING REQUIREMENTS. GROUND COAX SHIELD AT BOTH ENDS USING MANUFACTURER'S PRACTICES. ALL UNDERGROUND WATER PIPES, METAL CONDUITS AND GROUNDS THAT ARE A PART OF THIS SYSTEM SHALL BE BONDED TOGETHER.
- ALL GROUND CONNECTIONS SHALL BE #2 AWG U.N.O. ALL WIRES SHALL BE COPPER THINWALL. ALL GROUND WIRE SHALL BE SOLID TIN COATED OR STRANDED GREEN INSULATED WIRE.
- CONTRACTOR TO VERIFY AND TEST GROUND TO SOURCE, 5 OHMS MAXIMUM. PROVIDE SUPPLEMENT GROUNDING RODS AS REQUIRED TO ACHIEVE SPECIFIED OHMS READING. GROUNDING AND OTHER OPTIONAL TESTING WILL BE WITNESSED BY THE CLEARWIRE REPRESENTATIVE.
- ALL SUPPORT STRUCTURES, CABLE CHANNEL WAYS OR WIRE GUIDES SHALL BE BONDED TO GROUND SYSTEM AT A POINT NEAREST THE MAIN GROUNDING BUS 'MGB' (OR DIRECTLY TO GROUND-RING).
- ALL CRIMPED CONNECTIONS SHALL HAVE EMBOSSED MANUFACTURER'S DIEMARK VISIBLE AT THE CRIMP (RESULTING FROM USE OF PROPER CRIMPING DEVICES).
- PRIOR TO ANY LUG-BUSBAR CONNECTIONS, THE BUSBAR SHALL BE CLEANED BY USE OF "SCOTCH-BRITE" OR PLAIN STEEL WOOL AS TO REMOVE ALL SURFACE OXIDATION AND CONTAMINANTS. A COATING OF "NO-OX-ID" SHALL BE APPLIED TO THE CONNECTION SURFACES.
- ALL CONNECTION HARDWARE SHALL BE TYPE 316 SS (NOT ATTRACTED TO MAGNETS).

GROUND LEGEND

- MECHANICAL CONNECTION
- ▼ EXOTHERMIC CADWELD
- ⊕ TYP. CADWELD INSPECTION WELL
- ⊖ TYP 5/8" DIA. X 10'-0" LONG COPPER CLAD GROUND ROD @ 10' O.C. MAX # 18" MIN BELOW FINISH GRADE
- G— TYP #2 TINNED BCW UNDERGROUND GND RING @ 18" MIN BELOW FINISH GRADE
- SGI— GROUND WIRE #2 STRANDED GREEN INSULATED WIRE
- ⚡ TIE INTO (E) GROUNDING SYSTEM (VIF)



GROUNDING PLANS

1/2" = 1'-0"

AS-BUILT
 WALKER CELLULAR, INC.
 KARA STABILE
 01/15/21



WEST REGION
 1755 CREEKSIDE OAKS DR, SUITE 190
 SACRAMENTO, CA 95833

PRECISION DESIGN & Drafting, Inc.
 Phone: (530) 823-6546
 11768 Atwood Rd, Suite 20 Auburn, CA 95603

THESE PLANS AND SPECIFICATIONS ARE INSTRUMENTS OF SERVICE AND SHALL REMAIN THE PROPERTY OF PRECISION DESIGN & DRAFTING, INC. WHETHER THE PROJECTS FOR WHICH THEY ARE USED OR NOT. THESE PLANS AND SPECIFICATIONS ARE NOT TO BE REPRODUCED OR TRANSMITTED IN ANY FORM OR BY ANY MEANS, ELECTRONIC OR MECHANICAL, INCLUDING PHOTOCOPYING, RECORDING, OR BY ANY INFORMATION STORAGE AND RETRIEVAL SYSTEM, WITHOUT THE WRITTEN CONSENT OF THE ENGINEER. COPYRIGHT © PRECISION DESIGN & DRAFTING, INC. ALL RIGHTS RESERVED.



70#65 / 1970
 9TH AVE
 5C06179A
 1970 9TH AVE
 OLIVEHURST, CA 95961

ISSUE STATUS

△	DATE	DESCRIPTION
	07/01/20	CD 90%
	09/03/20	CD 100%

DRAWN BY: R. MARTINEZ
 CHECKED BY: F. CASTILLO
 APPROVED BY: B. McCOMB
 DATE: 09/03/20
 SHEET TITLE:

GROUNDING PLANS

SHEET NUMBER

E-2

**ATTACHMENT B – NEW PROPOSED SITE TOWER
INFORMATION**

1074 Algodon Rd - Plumas Water Treatment Plant

Proposed Tower Site

3 Filters currently being installed. project will be near completion when tower installation begins.

Relative Location of 6'X8' AMI PAD for (N) Tower. See location on site plan below.

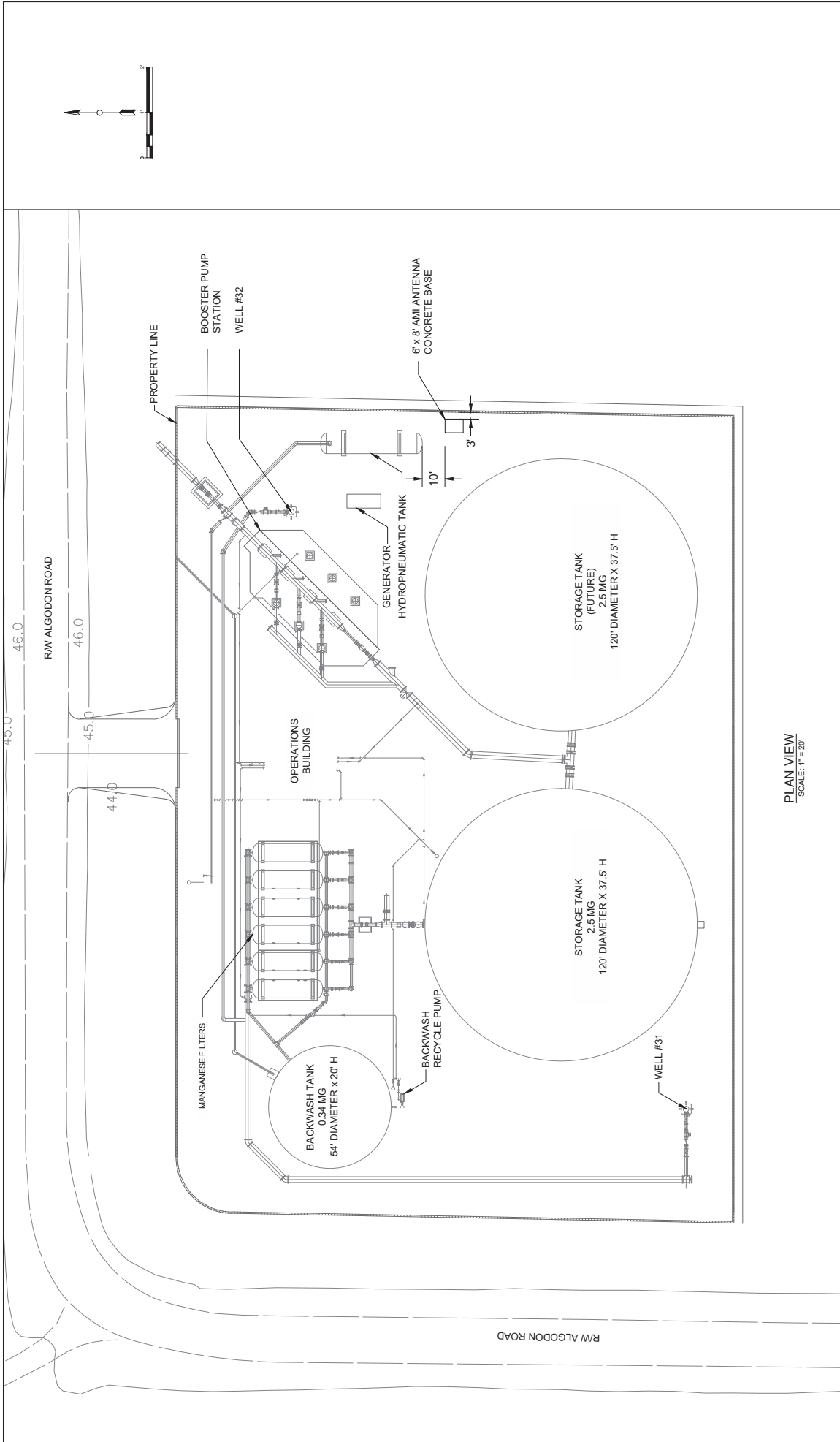
Area currently being used for storage of filter project.

Legend

EventsRemembered4U



300 ft



PLAN VIEW
SCALE: 1" = 20'

CONSULTANT: AFFINITY ENGINEERING 3433 Marci Grass Court, Rancho Cordova, CA, 95670 www.affinityengineering.com		NO.	REVISION DESCRIPTION	BY	DATE	CLIENT:  Olivehurst Public Utility District 1970 9th Avenue, Olivehurst, CA 95961	PROJECT: PLUMAS LAKE WATER PLANT ADVANCED METERING INFRASTRUCTURE	SCALE: AS SHOWN ATTENTION LINE IS 2" AT FULL SIZE (SCALE ACCORDINGLY)	SHEET TITLE: AMI TOWER LOCATION	CIVIL	SHEET NAME: C3
									SHEET NUMBER: 1 OF 1	7/5/23	



View of location of placement of New 80' Tower, facing East (ignore portable generator, will be removed)



View of relative location of placement of 80' Tower (View facing North)

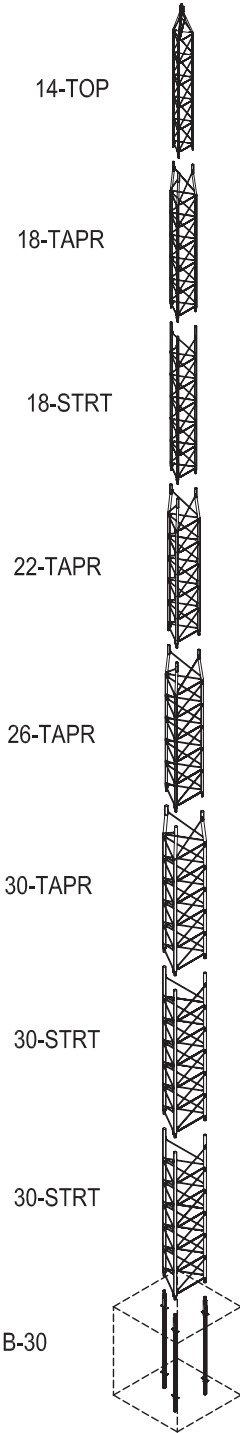
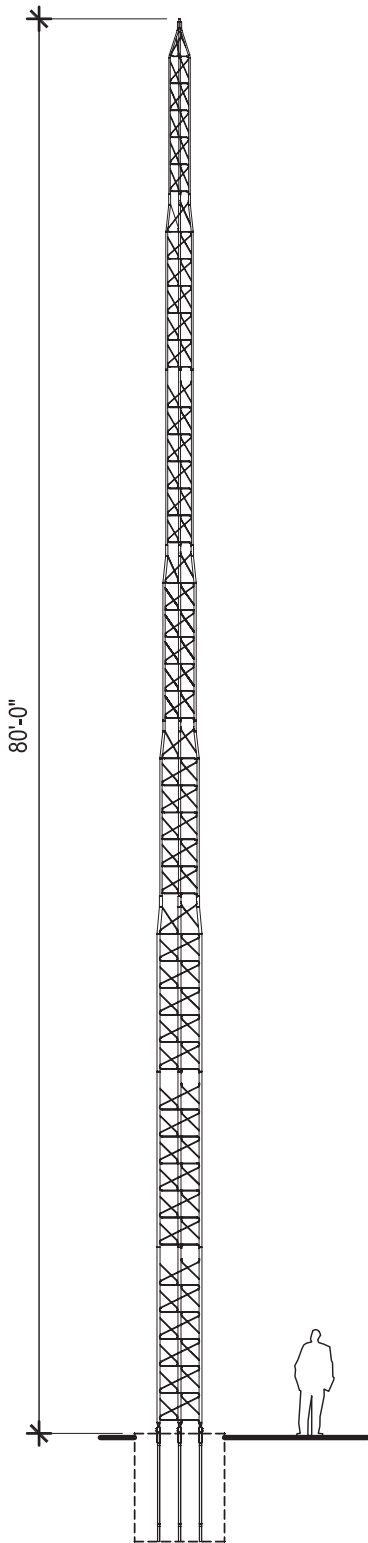
FREESTANDING ALUMINUM TOWER

MODEL #HD 12-80

TOTAL WEIGHT: 351 LBS.

WIND LOADING:
11.91 Sq. Ft.

Contact Universal Towers to confirm
geographical location of your tower and
all wind load implications



WARRANTY

UNIVERSAL TOWERS ARE WARRANTED AGAINST DEFECTIVE MATERIAL OR WORKMANSHIP AND ARE SUBJECT TO REPAIR OR TO MATERIAL REPLACEMENT ONLY IF FAILURE RESULTS FROM THESE FACTORS WITHIN ONE YEAR FROM PURCHASE BY USER. THIS WARRANTY DOES NOT EXTEND TO ANY OF OUR PRODUCTS WHICH HAVE BEEN SUBJECTED TO MISUSE, NEGLIGENCE, ACCIDENT, IMPROPER INSTALLATION OR APPLICATION, NOR SHALL IT EXTEND TO UNITS WHICH HAVE BEEN REPAIRED OR SUBSTANTIALLY ALTERED OUTSIDE OF OUR FACTORY. THIS WARRANTY IS IN LIEU OF ALL OTHER WARRANTIES EXPRESSED OR IMPLIED.

ELEVATION

2

SCALE: 3/32"=1'=0"

ISOMETRIC

1

SCALE: N.T.S.

ALUMINUM TOWER

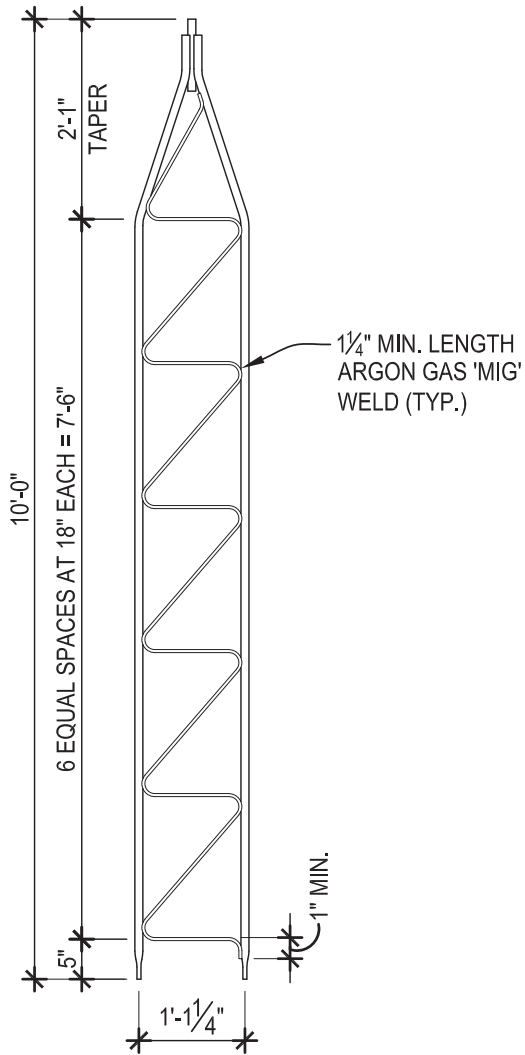


UNIVERSAL TOWERS
A DIVISION OF
UNIVERSAL MANUFACTURING CORP.
43900 GROESBECK HWY.
CLINTON TOWNSHIP, MI 48036
PH: (586) 463-2560
FAX: (586) 463-2964

JOB NO.:

COMPONENT:

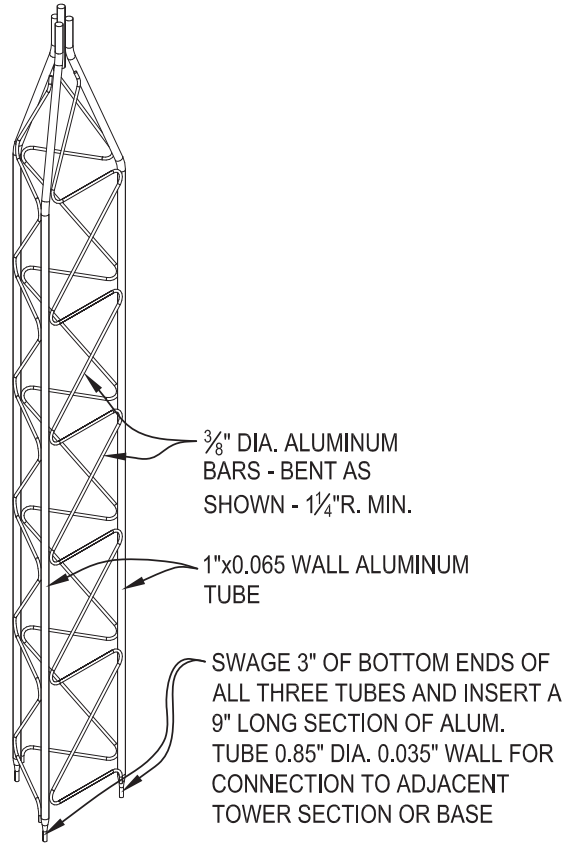
HD 12-80



ELEVATION

SCALE: 1/2"=1'-0"

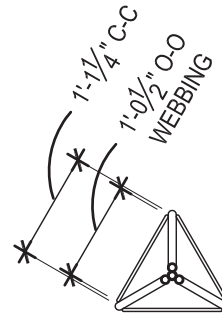
2



ISOMETRIC

SCALE: N.T.S.

3



PLAN VIEW

SCALE: 1/2"=1'-0"

1

TOP SECTION

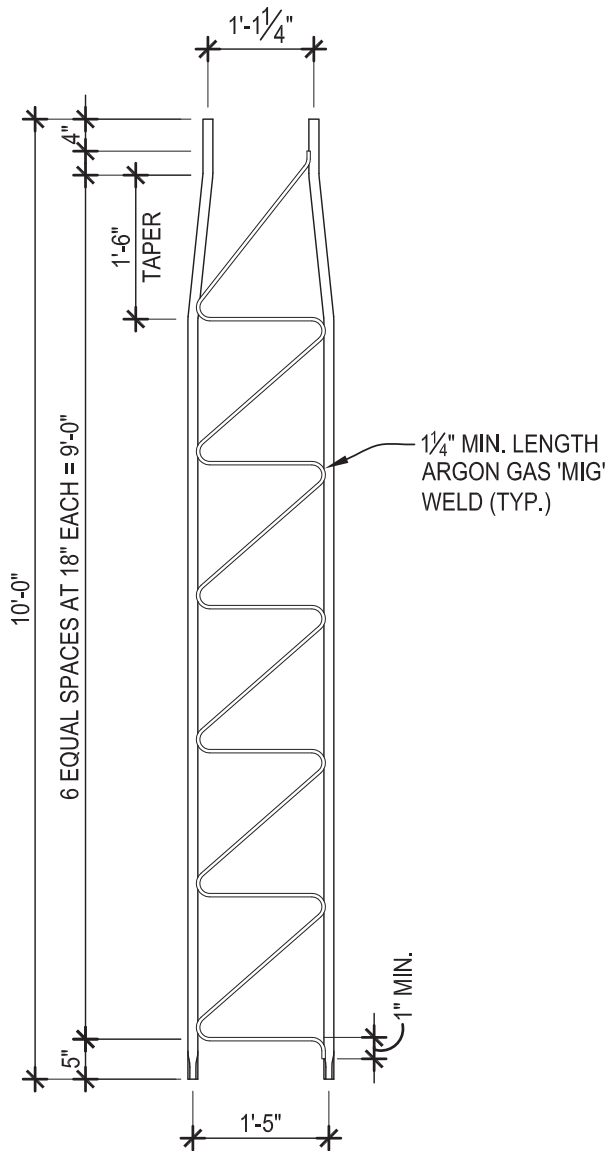


UNIVERSAL TOWERS
 A DIVISION OF
 UNIVERSAL MANUFACTURING CORP.
 43900 GROESBECK HWY.
 CLINTON TOWNSHIP, MI 48036
 PH: (586) 463-2560
 FAX: (586) 463-2964

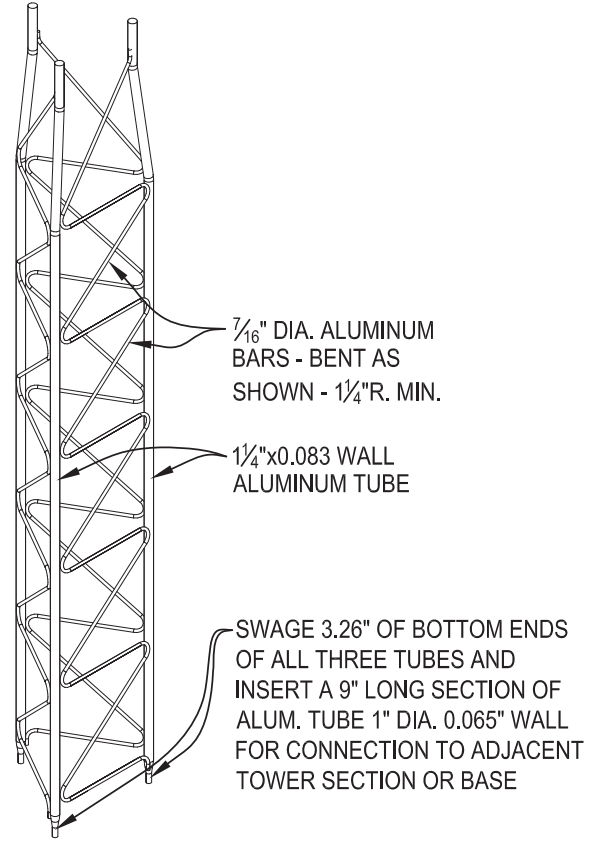
JOB NO.:

COMPONENT:

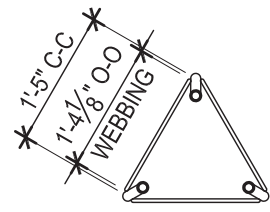
14-TOP



ELEVATION 2
SCALE: 1/2"=1'-0"



ISOMETRIC 3
SCALE: N.T.S.



PLAN VIEW 1
SCALE: 1/2"=1'-0"

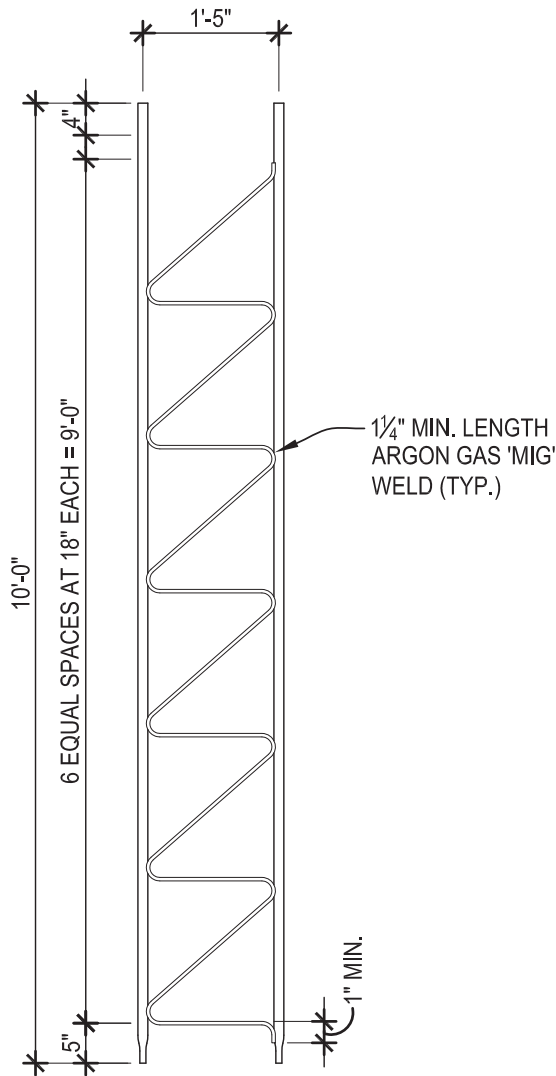
TAPERED SECTION



UNIVERSAL TOWERS
A DIVISION OF
UNIVERSAL MANUFACTURING CORP.
43900 GROESBECK HWY.
CLINTON TOWNSHIP, MI 48036
PH: (586) 463-2560
FAX: (586) 463-2964

JOB NO.:

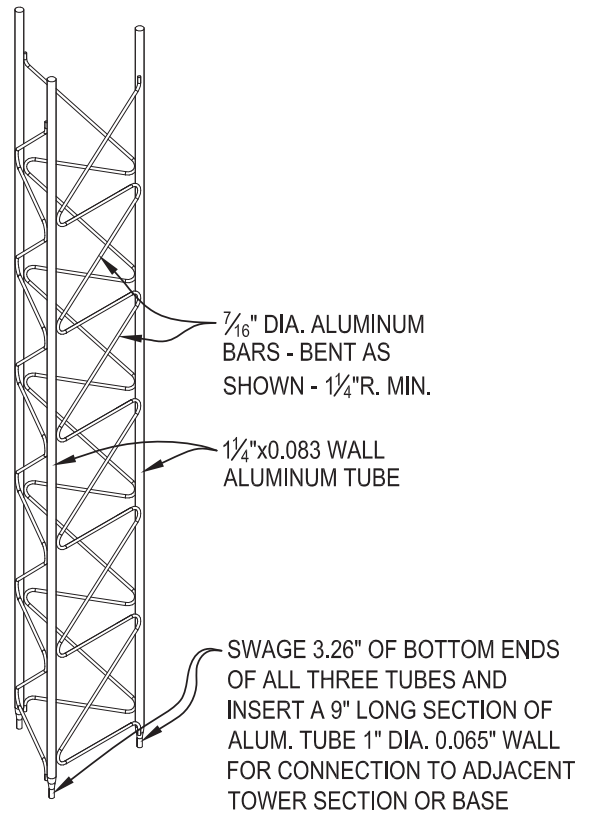
COMPONENT:
18-TAPR



ELEVATION

SCALE: 1/2"=1'-0"

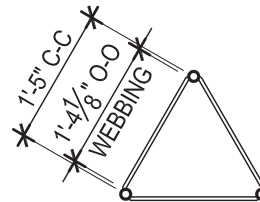
2



ISOMETRIC

SCALE: N.T.S.

3



PLAN VIEW

SCALE: 1/2"=1'-0"

1

STRAIGHT SECTION

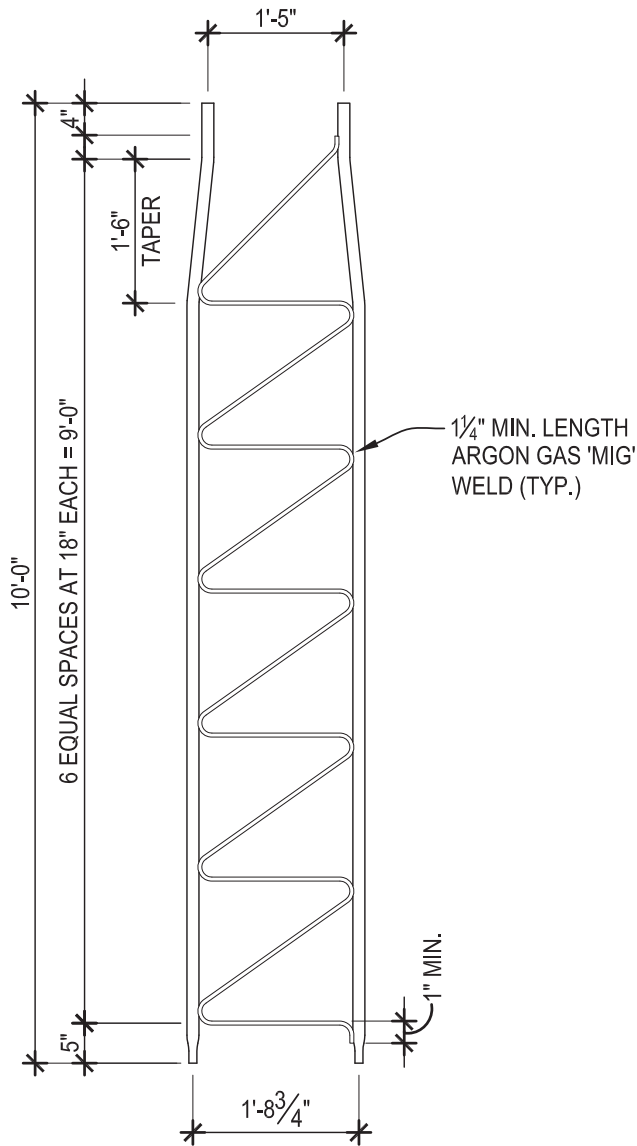


UNIVERSAL TOWERS
 A DIVISION OF
 UNIVERSAL MANUFACTURING CORP.
 43900 GROESBECK HWY.
 CLINTON TOWNSHIP, MI 48036
 PH: (586) 463-2560
 FAX: (586) 463-2964

JOB NO.:

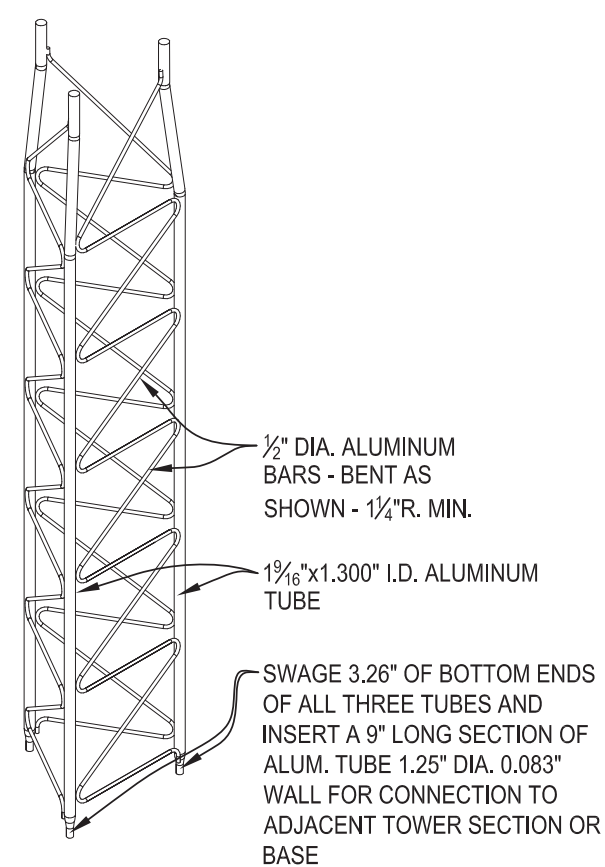
COMPONENT:

18-STRT



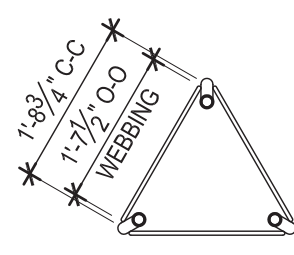
ELEVATION 2

SCALE: 1/2"=1'-0"



ISOMETRIC 3

SCALE: N.T.S.



PLAN VIEW 1

SCALE: 1/2"=1'-0"

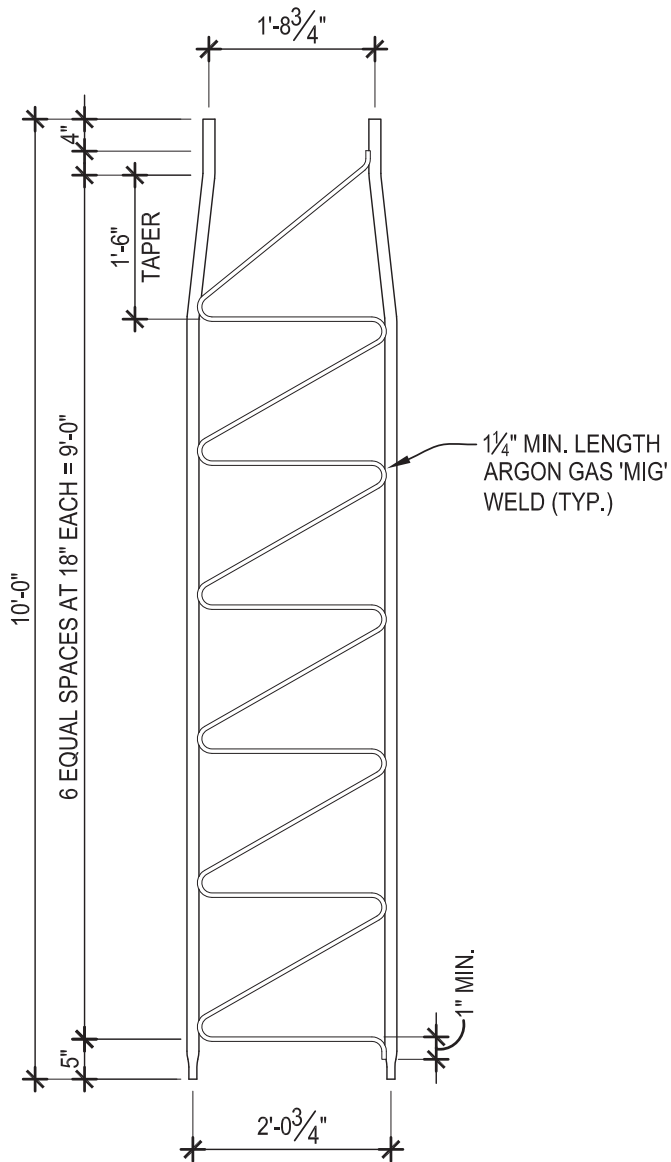
TAPERED SECTION



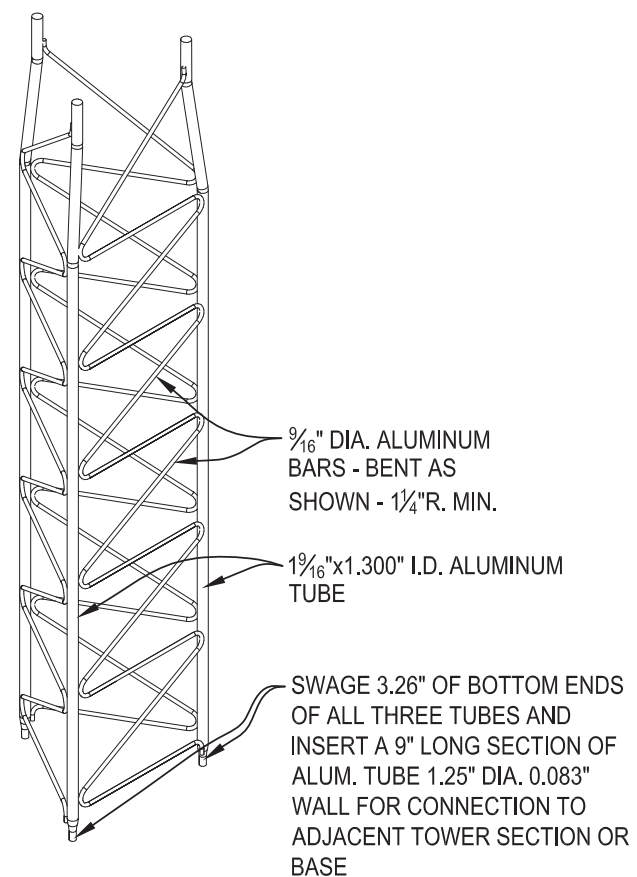
UNIVERSAL TOWERS
 A DIVISION OF
 UNIVERSAL MANUFACTURING CORP.
 43900 GROESBECK HWY.
 CLINTON TOWNSHIP, MI 48036
 PH: (586) 463-2560
 FAX: (586) 463-2964

JOB NO.:

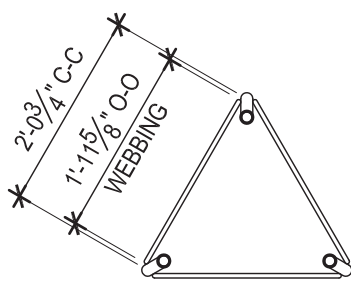
COMPONENT:
22-TAPR



ELEVATION 2
SCALE: 1/2"=1'-0"



ISOMETRIC 3
SCALE: N.T.S.



PLAN VIEW 1
SCALE: 1/2"=1'-0"

TAPERED SECTION

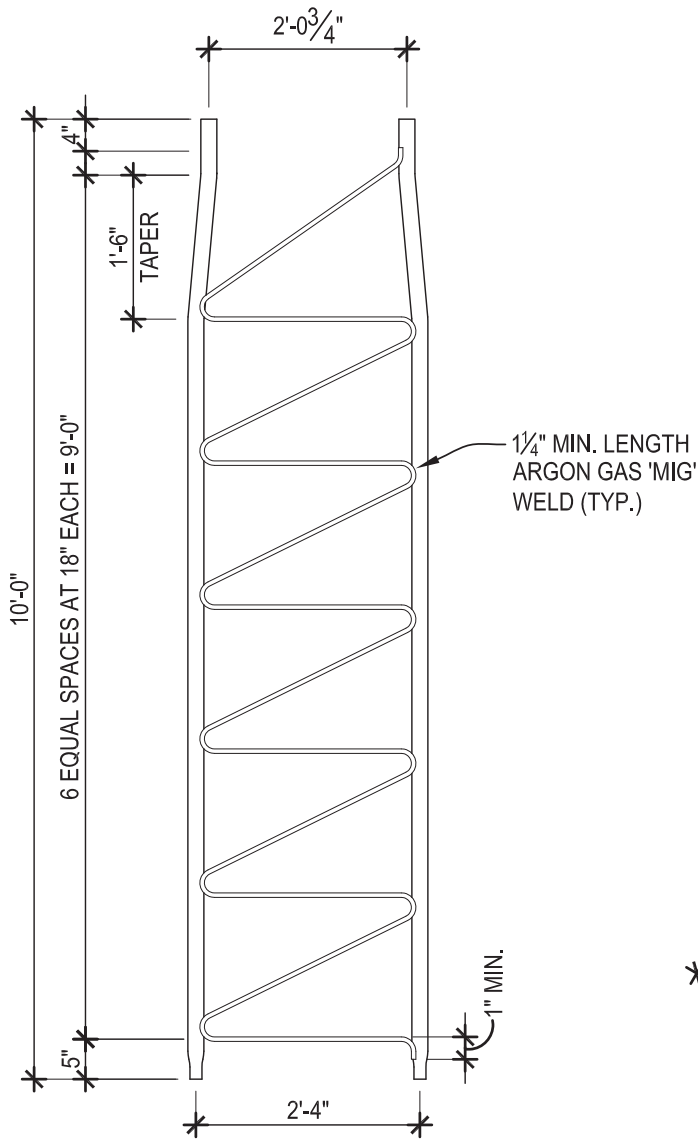


UNIVERSAL TOWERS
A DIVISION OF
UNIVERSAL MANUFACTURING CORP.
43900 GROESBECK HWY.
CLINTON TOWNSHIP, MI 48036
PH: (586) 463-2560
FAX: (586) 463-2964

JOB NO.:

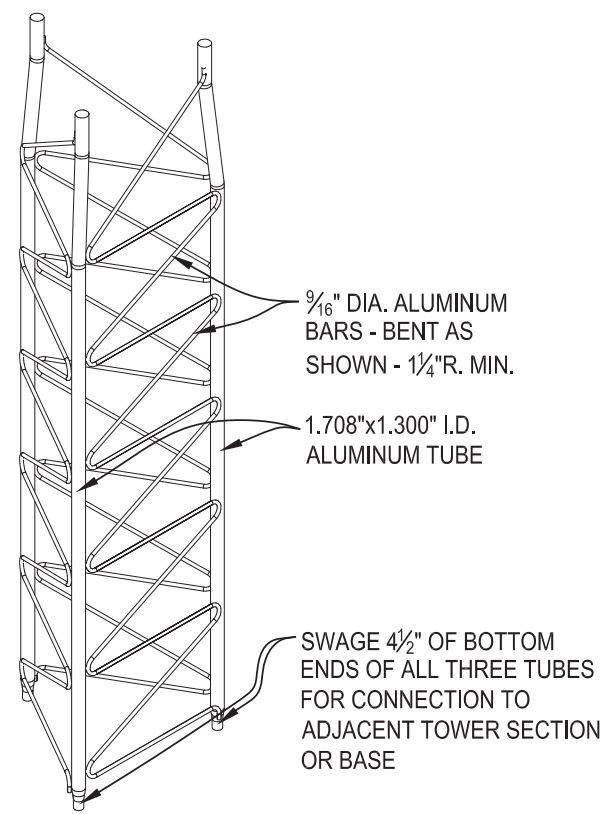
COMPONENT:

26-TAPR



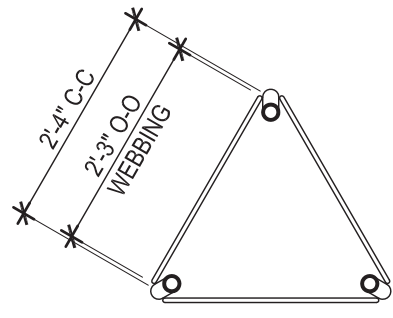
ELEVATION 2

SCALE: 1/2"=1'-0"



ISOMETRIC 3

SCALE: N.T.S.



PLAN VIEW 1

SCALE: 1/2"=1'-0"

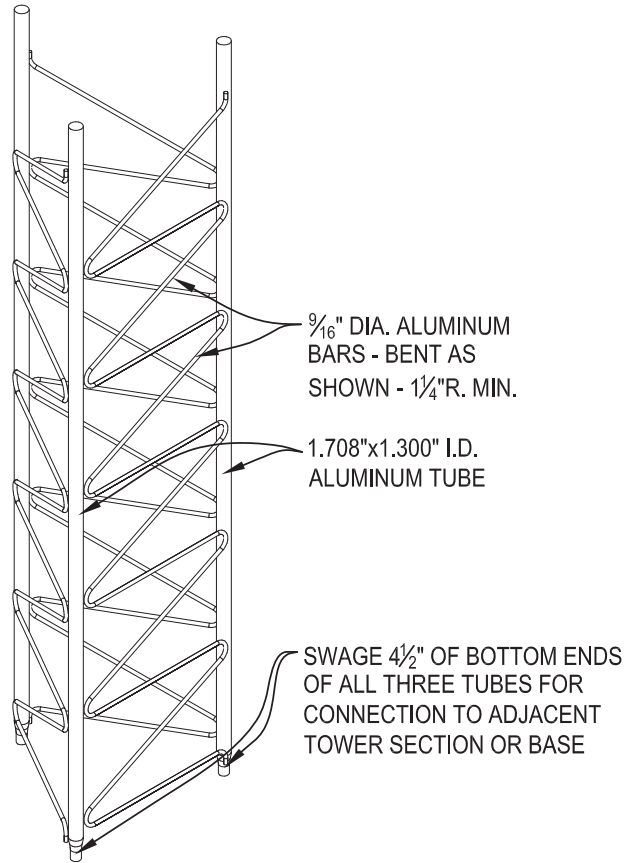
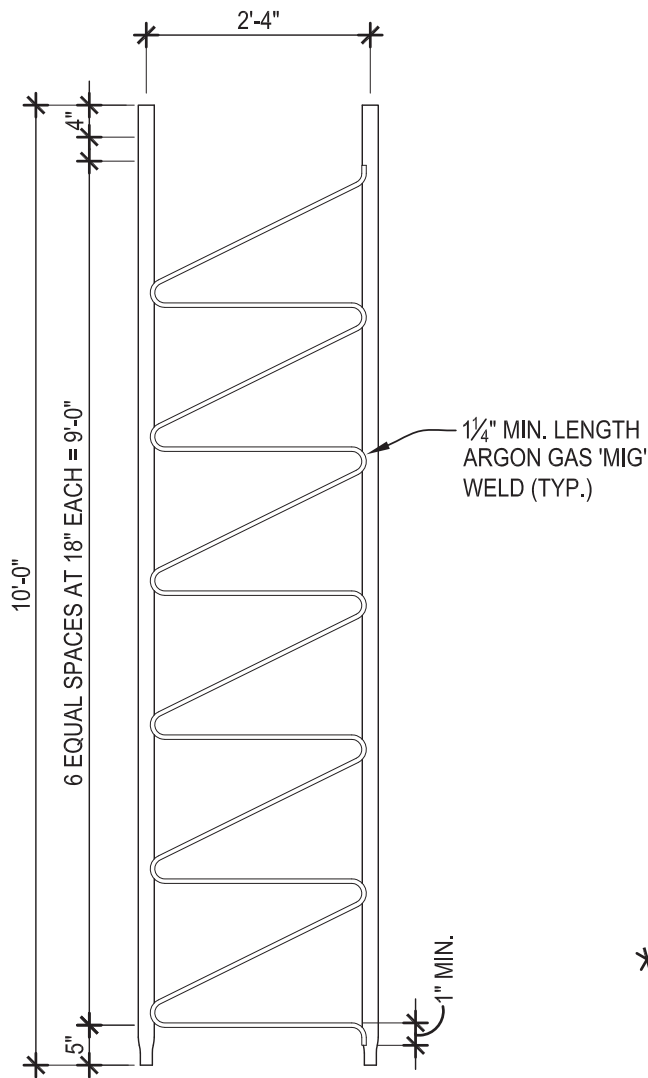
TAPERED SECTION



UNIVERSAL TOWERS
 A DIVISION OF
 UNIVERSAL MANUFACTURING CORP.
 43900 GROESBECK HWY.
 CLINTON TOWNSHIP, MI 48036
 PH: (586) 463-2560
 FAX: (586) 463-2964

JOB NO.:

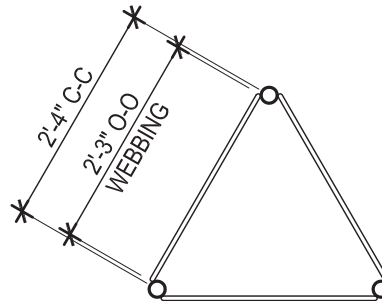
COMPONENT:
30-TAPR



ISOMETRIC

SCALE: N.T.S.

3



ELEVATION

SCALE: 1/2"=1'-0"

2

PLAN VIEW

SCALE: 1/2"=1'-0"

1

STRAIGHT SECTION

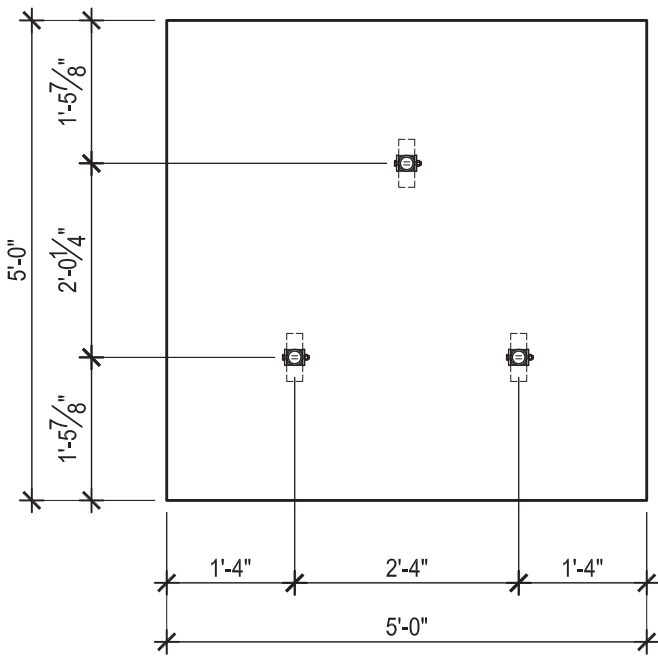


UNIVERSAL TOWERS
 A DIVISION OF
 UNIVERSAL MANUFACTURING CORP.
 43900 GROESBECK HWY.
 CLINTON TOWNSHIP, MI 48036
 PH: (586) 463-2560
 FAX: (586) 463-2964

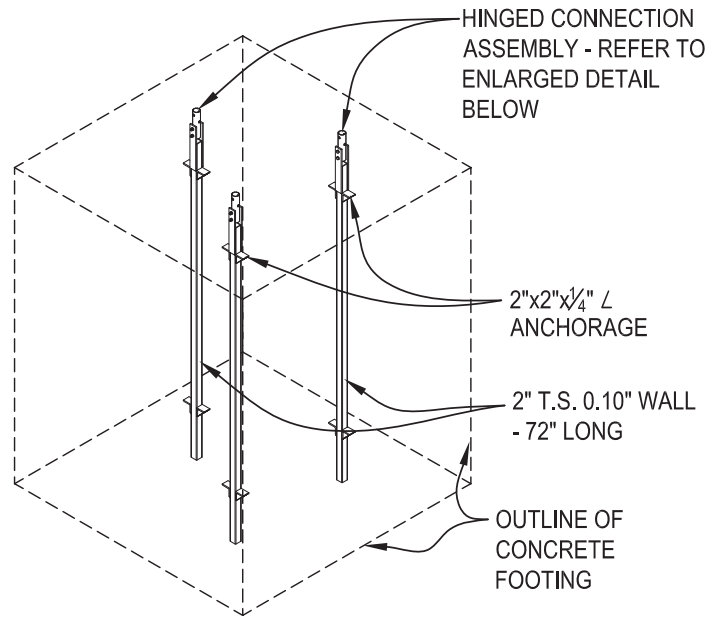
JOB NO.:

COMPONENT:

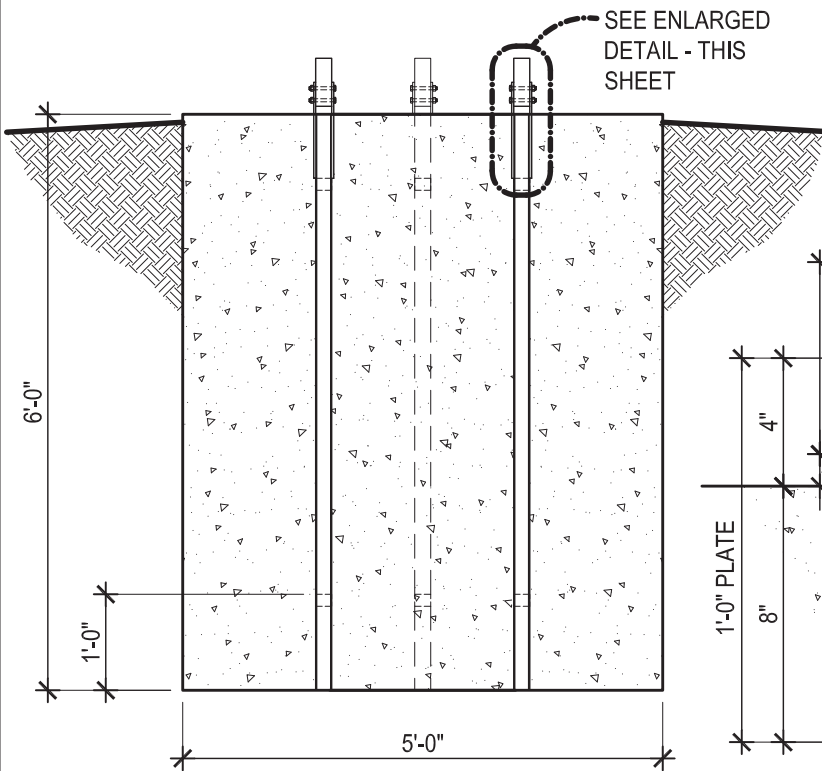
30-STRT



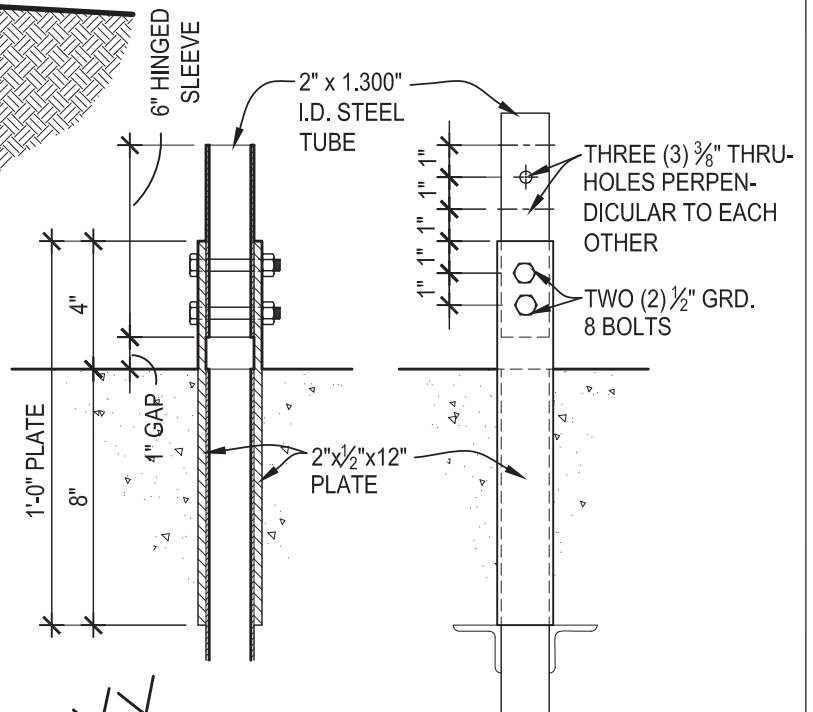
PLAN VIEW 1
SCALE: 1/2"=1'-0"



ISOMETRIC 3
SCALE: N.T.S.



ELEVATION 2
SCALE: 1/2"=1'-0"



NOTE: FOUNDATIONS ARE DESIGNED FOR FIRM BEARING SOIL.

BASE FOOTING



UNIVERSAL TOWERS
A DIVISION OF
UNIVERSAL MANUFACTURING CORP.
43900 GROESBECK HWY.
CLINTON TOWNSHIP, MI 48036
PH: (586) 463-2560
FAX: (586) 463-2964

JOB NO.:

COMPONENT:

B-30

ATTACHMENT C - SPECIFICATIONS



SmartPoint 520M

Pit Set Module

The SmartPoint® 520M Pit Set Module is a radio transceiver that provides water utilities inbound and outbound access to water measurement and ancillary device diagnostics via radio signal. The SmartPoint 520M is designed for submersible, pit-set environments.

TouchCoupler Design

The SmartPoint 520M Module utilizes TouchCoupler, the patented Sensus inductive coupling communication platform, to interface with the encoded meter. With TouchCoupler, the SmartPoint 520M Module can connect to the meter using existing two wire AMR installations instead of requiring utilities to access the meter to install a new three-wire connection. This results in a fast, efficient and reliable connection at minimal cost.

OPTIONAL FEATURES SIDEBAR

- Easily receives input from either walk-by/drive-by or fixed-base collection device
- Controls both deployment and lifetime operation costs
- Compact installation that saves time, space and money - without reducing system performance
- Delivers a fast, efficient and reliable connection at minimal cost
- Minimizes new infrastructure investment
- Enables effective leak detection

Operation

With its migratable, two-way communication ability, the M-Series SmartPoint functions as a walk-by/drive-by endpoint, fixed-base endpoint, or combination of the two. This flexibility increases utility data collection capabilities and streamlines operations. The SmartPoint 520M Module receives input from the meter register and remotely sends data to a walk-by/drive-by or fixed-base collection device. The SmartPoint 520M Module easily migrates from walk-by/drive-by to fixed base by simply installing a Base Station.

In walk-by/drive-by mode, the SmartPoint 520M Module collects data and awaits an activation signal from the Vehicle Gateway Basestation (VGB) or Hand-Held Device (HHD). Upon signal receipt, it transmits readings, the meter identification number and any alarms.

As a fixed-base endpoint, the SmartPoint 520M Module interacts with one or more strategically placed Base Stations located in the utility service area. Top of the hour readings and other diagnostics are instantly forwarded to the Regional Network Interface (RNI)™ at time of transmission. The FlexNet® communication network provides unmatched reliability by using expansive tower receiver coverage of metering end points, data/message redundancy, failover backup provisions and operation on FCC primary use (unshared) RF spectrum.

Powerful Transmission, Flexible Platform

The SmartPoint® 520M Pit Set Module offers several advantages that control both deployment and lifetime operation costs. Its powerful, industry-leading two watt transmitter broadcasts over large distances and minimizes collection infrastructure. And after the SmartPoint is installed, its migratable, two-way system platform can be updated without requiring personnel to visit each meter and/or inconveniencing customers.

SmartPoint 520M

Pit Set Module


Additional Smartpoint 520M Module Features

The SmartPoint 520M Module obtains hourly readings and can monitor continuous flow over a programmable period of time, alerting the utility to leak conditions. In addition, the SmartPoint stores up to 840 consumption intervals (35 days of hourly consumption), providing the utility with the ability to extract detailed usage profiles for consumer information and dispute resolution. The SmartPoint also incorporates a two-port design, allowing the utility to connect multiple registers and ancillary devices (such as acoustic monitoring) to a single SmartPoint. This results in a compact installation that saves time, space and money - without reducing system performance.

SPECIFICATIONS

Service	Pit set installation interfacing the utility meter to the Sensus FlexNet communication network. Unit requires 1.75" diameter hole in pit lid; fits pit lid thicknesses up to 1.75"
Physical characteristics	Width: 4.43" x Height: 5.09" x Depth: 3"
Weight	1.0 lbs/16.0 oz
Color	Black
Frequency range	900 - 950 MHz, 8000 channels X 6.25 kHz steps
Modulation	Proprietary Narrow Band
Memory	Non-Volatile
Power	Lithium Thionyl Chloride batteries
Approvals	US: FCC CFR 47: Part 24D, Part 101C, Part 15 Licensed operation Canada: Industry Canada (IC) RSS-134, RSS-119
Operating temperature	- 22° F to +185° F - 30° C to + 85° C
Options	Dual or single port availability; TouchCoupler only, wired only
Installation environment	100% condensing, water submersible
Compatibility	TouchCoupler and Wired Version: Sensus Encoder Registers, Badger ADE water registers, Master Meter AccuLinx, and Hersey Translator (approved TR/PL Lead) Wired Version Only: Elster Encoder (Sensus protocol), Neptune ARB VI (ProRead), Hersey Translator, Zenner PMN Nitro 01, McCrometer flowcom FC100-00M, and Kamstrup flowIQ 2100 Refer to the 510M/520M SmartPoint® Module Water Meter and Ancillaries Compatibility Quick Guide for the latest compatibility information.
Warranty	20 years - Based on six transmissions per day. Refer to Sensus G-500 for warranty.





FlexNet M400B2 Base Station

Compact Point-to-Multipoint Base Station

The Sensus FlexNet® M400B2 Base Station offers a strategic communications option for public service providers with endpoints deployed in remote or densely populated areas.

The efficient transceiver can transmit and receive in a 200kHz band of spectrum. 200kHz enables more dedicated channels, resulting in higher network capacity, allowing more granular data and more channels of data. And the Sensus FlexNet communication network delivers double the transmit power of competitive systems over primary-use licensed spectrum – ensuring reliability for mission critical applications.

The tower-based architecture enables reliable communication of status and usage information with fewer access points than other network architectures. These compact, efficient base stations fit in space-constrained environments and require no air conditioning.

Licensed Radio Spectrum

In North America, FCC/IC protected primary-use spectrum avoids competition with other wireless services, interference from other radio devices and the risk of being taken over by emergency service providers.

Fewer Access Points

Our point-to-multipoint architecture directly connects base stations to endpoints over large geographic areas – greatly reducing the number of network backhaul connections as well as O&M costs.

Resilient Network Design

Sensus Base Stations continue to provide real time data during outages and emergencies because of eight hour plus battery backup – enabling better workforce management and faster service restoration.

Small Footprint

Flexible pole or wall-mounting options enable strategic deployment with a discreet appearance.

Industry Leading Security

Sensus has achieved GE/Wurldtech™ Achilles® communications certification for critical infrastructure security against cyber threats.

FEATURES

- GPS receiver for time synchronization
- Duplexer for single antenna
- IP-addressable power supply with hot-swap capability
- 8-hour battery backup
- Alarms and reporting capability
- Backhaul via Ethernet/IP
- Heated battery for cold weather environments
- Modular construction for easy serviceability

APPLICATIONS

- Two-way Advanced Meter Infrastructure (AMI)
- Distribution Automation (DA)
- Demand Response (DR)
- Home Area Networks (HAN)
- Sensus VantagePoint® Lighting Control

FlexNet® M400B2 Base Station

Compact Point-to-Multipoint Base Station



PROPERTIES

Receive bandwidth	200 KHz
Transceivers	Single
Spectrum	Licensed 900 MHz PCS/MAS
Duplexing	Single transmit Sixteen receivers - simultaneous/dedicated
Applications	Single
Expandability	No
Compatibility	SNMP
FlexNet	Requires RNI 3.x or newer

ENCLOSURES - OUTDOOR - POLE/WALL MOUNT

Height	22" (55.9 cm)
Width x Depth	22" (55.9 cm) x 10.5" (26.7 cm)
Capacity	One transceiver
Temperature	-40° to +122° F (-40° to +50° C)
Voltage	120 VAC
Battery backup	8 hours
NEMA rating	4
Air conditioned	No



Xylem.com | Sensus.com

SENSUS | 637 Davis Drive | Morrisville, NC 27560 | 800.638.3748

©2020 Sensus. All products purchased and services performed are subject to Sensus' terms of sale, available at either sensus.com/TC or 1-800-638-3748. Sensus reserves the right to modify these terms and conditions in its own discretion without notice to the customer. The Sensus logo is a registered trademark of Sensus.

This document is for informational purposes only, and SENSUS MAKES NO EXPRESS WARRANTIES IN THIS DOCUMENT. FURTHERMORE, THERE ARE NO IMPLIED WARRANTIES, INCLUDING WITHOUT LIMITATION, WARRANTIES AS TO FITNESS FOR A PARTICULAR PURPOSE AND MERCHANTABILITY. ANY USE OF THE PRODUCTS THAT IS NOT SPECIFICALLY PERMITTED HEREIN IS PROHIBITED.

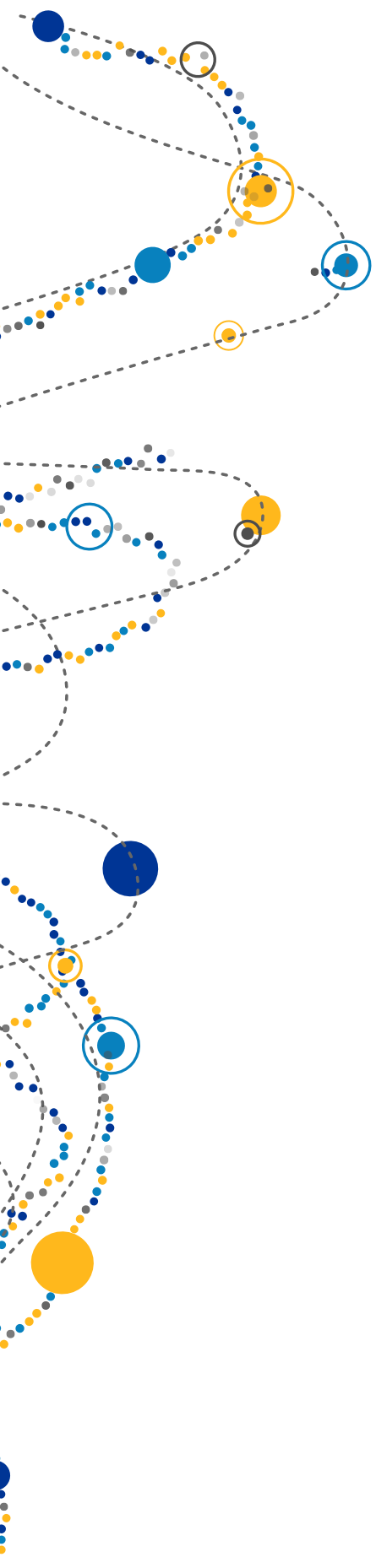
Nothing's out of reach.



MAKING YOUR DATA INSIGHTS SIMPLE, RELEVANT AND ACTIONABLE

Sensus Analytics





Convert smart data into smarter insight.

Utilities know that collecting the right information from meters and sensors is the best way to optimize a system and make the most of every investment. But the data itself doesn't tell the whole story. It's the process of sorting through this data—the analytics—that reveals relevant, actionable insights to help improve everything from operations to customer service.

Sensus Analytics provides the functionality needed to do just that. Our customizable suite of applications provides user-friendly dashboards that help you make informed decisions quickly and confidently. Our powerful data management tools aggregate information from your AMI, AMR and other sources. A secure connection to the cloud delivers these intuitive apps right to your desktop, tablet or smartphone.

With intuitive applications that are quick to implement and easy to use, you can rely less on IT resources. And role-based access allows service providers to share information across the organization for improved productivity, operational efficiency and customer satisfaction.

Experience tailor-made analytics for tailored results.

Data analytics is not a one-size-fits-all strategy. So Sensus Analytics offers you the flexibility to buy single applications or pre-bundled packages of our most popular apps to ideally fit your business needs. With Sensus Analytics, you have the power to extract value from your data through our industry-proven descriptive analytics. Not only can you see where you've been and where you are now, but you can also perform predictive analytics for actionable insights on what may happen in the future.

It's a good day when the power is on, the water is clean, and gas is safely flowing. Sensus Analytics gives you the foresight and insight to make every day a good day.

Sensus Analytics is the heart of our smart utility technology.

Big data is a big deal—but it doesn't have to be intimidating. Our advanced analytics provide all the number-crunching you need in an intuitive user-friendly approach to take your utility to the next level of smart. Here are just some of the valuable benefits:



<p>App-based</p> <p>Each purpose-built application accesses data from multiple systems and presents it in user-friendly dashboards.</p>	<p>Affordable</p> <p>Our flexible packages allow you to buy as many or as few apps as you need to meet your business goals. And when things change? No problem. Just add another app to your existing Sensus Analytics system without any hassle.</p>
<p>Accessible</p> <p>Our secure, cloud-based delivery platform puts your information within reach no matter where you are.</p>	<p>Real-time Analysis</p> <p>Applications are continuously updated as information enters the system, so you can make decisions based on the latest data.</p>
<p>Scalable</p> <p>Our Data Store, along with three years of cloud-based storage, enables you to add applications or increase storage quickly—often in hours.</p>	<p>Integration-ready</p> <p>Sensus Analytics draws information from many systems through the cloud, so little time and cost are required for standard systems integration.</p>
<p>Visible</p> <p>Role-based access allows information sharing across the organization—from customer service and operations to accounting and rates—for improved efficiency and cross-functional understanding.</p>	<p>Secure</p> <p>Guided by dedicated security teams, backed by best-practice policies and strict standards, and committed to swiftly handling evolving risks, Sensus meets the existing and future security needs of our utility customers.</p>

Sensus Essential Analytics

Ready. Set. Mobilize.

Sensus Essential Analytics is a bundle of applications to quickly provide the core meter data management performance you need without the high cost, commitment to enterprise-wide integration or seemingly endless learning curve.



Admin

A management tool for system-level settings including access and privileges, device groups, billing calendars and more.



Report Access

A business intelligence tool that offers a menu of reports that instantly summarize the information you need to know right away.



Device Access

A customer service tool that, combined with account and customer information, presents detailed usage history and trends, identifies anomalies and enables custom alert programming to track specific issues.



Billing Access

A billing interface tool that previews and audits billing extracts for issues, enabling the utility to take corrective action and then generate final billing files for production.



Meter Insight

A dashboard providing a summary of incoming network, account and meter data to identify and prioritize issues needing to be addressed.

Validation, estimation and editing. This is not your grandfather's VEE.

With the Sensus FlexNet[®] communication network, you're getting data at over two times the power of competitive systems. The need for many of the historical features of VEE becomes obsolete when you're running an accurate, reliable system. Many components of VEE are built right into our architecture and software. Our private network means you'll never have transmission interference or have to share frequencies. Designed for 100% coverage, even during major storm events, your data is transmitted securely and reliably over spectrum that is protected by federal law.

Sensus doesn't just meet the intent of VEE. We do it better.

Sensus Enhanced Analytics

Ready. Set. Analyze.

In addition to the key features found in Essential Analytics, Sensus Enhanced Analytics also provides alarm management capabilities. Go beyond billing applications to get true insight on system performance and health.



Alert Manager

A notification tool to immediately alert individuals, teams or key customers on conditions such as high temperature, high/low voltage, power failure/restoration, leakage and tampering.



Alarm Insight

A monitoring tool for your entire system with near-real-time alarms, allowing you to drill down into individual events, view historical data and map the alarm events to watch event trends.

Secure by design

All Sensus solutions have been designed and built from the ground up to provide end-to-end security protection. Our security policies and practices are continuously driven by customer feedback, industry standards and best practices, and emerging and potential threats. Our security controls are rigorously guided by the requirement to maintain the "CIA triad":

- Confidentiality of data
- Integrity of data
- Availability of services



Sensus Advanced Analytics

Ready. Set. Customize.

Sensus Advanced Analytics is a flexible option that combines our easy-to-use applications and professional services to create a solution tailored for your needs. In addition to the key capabilities found in Essential and Enhanced, Sensus Advanced Analytics offers additional features and lets you choose the right applications to best fit your business needs.



Unbilled Insight

A forecasting tool providing an up-to-date view of service delivered but not yet billed, so you can accurately predict future revenue for upcoming billing cycles.



Energy Insight

A tool providing a “bottom up” view of loading along the circuit, enabling an unprecedented view of your system that allows you to understand what is being asked of the distribution design.



Transformer Utilization

An aggregation-based tool to determine potential transformer failure and help right-size installations. Coming soon: tools that expand analysis to additional devices including fuses and switches.



Voltage Insight

A tool uncovering opportunities where you can lower and balance voltage across your distribution territory during high-use periods and reduce the need to purchase energy at expensive peak prices.



Outage Management

A tool to display all active outages and recent restorations. Enhanced reporting capabilities will be added soon.



Acoustic Monitoring

An acoustic leak detection analysis tool used in conjunction with PermaLog devices to identify leaks in distribution systems.



Hidden Revenue Locator

A perfect application for a water meter testing and replacement program, this app examines meter inaccuracies to identify apparent losses. This solution empowers proactive revenue recovery and operational efficiencies through identifying meter under-performance due to under-registration, meter read errors and incorrect meter sizing.



Service Management

COMING SOON!

A tool providing remote shut off and activation of large numbers of valves inside Sensus devices. In contrast to tools for Field Technicians, this application is designed for Customer Service Representatives or others working from an office.



Daily Reads

A data collection tool for daily time-dependent meter readings. For example, reconciling rate vs. consumption for utilities working with transportation customers.

Smart City Innovations

Utility systems are fundamental to every city, and smarter management of this infrastructure is the foundation for any smart city. Go beyond metering to true intelligent resource management and monetization of your assets.

With Sensus Smart Gateways, the FlexNet[®] communication network and Sensus Analytics, the potential of smart is endless.

Analyze data from more than 100 types of sensors, including temperature, pressure, depth, distance, light, smoke and more.

- Make sure storm drains are clear before possible flooding
- Know when city garbage cans are full and need servicing
- Enable drivers to find open public parking spaces
- And discover many, many more smart city applications

We give you the tools to build your smart city. Only your imagination and innovation set the limits.

Sensus Analytics and the Customer Portal enabled

Cedar Park, Texas, to quickly catch continuous flow, sending leak alerts and tier-billing information to residents. In the first year, the water municipality saved \$67,000 and 15 million gallons of water.



\$67,000



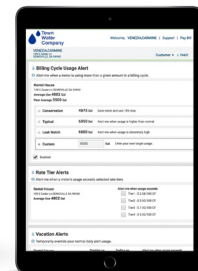
15 million gallons

Customer Portal

Engage customers for smart impact.

Sensus Analytics Customer Portal is a web-based, custom-branded, interactive application for utility consumers. This intuitive portal provides virtually everything a consumer needs to understand consumption patterns, correct current issues and make more informed decisions about future usage. Customer Portal also serves as an additional communication channel for the utility to provide enhanced customer service.

Customer Portal provides the consumer with the most current data available—the same data that the utility customer service representative is observing in Sensus Analytics. For example, a customer can see hourly water consumption down to a gallon, updated every four hours. No other utility analytics package on the market can provide this level of speed and detail. Your customers can use this information to set up alerts for managing daily usage, billing cycle usage and even vacation alerts.



Helping drive the success of your business.

Sensus Analytics goes beyond data analysis to streamline your entire organization's workflows and create more efficient operations. Sensus Analytics combines analytical information with business processes to enable smart and fast data-driven decisions for improved service and revenue.

While other software packages are designed for all industries and built for users with a high degree of expertise or years of experience, Sensus Analytics is made by utility experts for utilities. We know every utility is unique, so our software is right-sized and flexible—and you don't need to be a statistician or data scientist to use it. Our approach provides applications targeting daily utility functions that make managing the AMR or AMI system an integral part of managing the utility's existing goals.

With Sensus Analytics, you can focus on what you really want: near-real-time analysis of data to understand trends, improve operations and enhance customer experiences.



Prepare and execute billing on meters



Support customer service



Maintain and manage meter performance and data



About Sensus

Sensus, a Xylem brand, helps a wide range of public service providers—from utilities to cities to industrial complexes and campuses—do more with their infrastructure to improve quality of life in their communities. We enable our customers to reach farther through the application of technology and data-driven insights that deliver efficiency and responsiveness. We partner with them to anticipate and respond to evolving business needs with innovation in sensing and communications technologies, data analytics and services. Learn more at sensus.com and follow us on Facebook, LinkedIn and Twitter through @sensusglobal.

Sensus by the numbers

