

Olivehurst Public Utility District



Agenda Item Staff Report

Meeting Date: June 17, 2021

Item description/summary:

Preliminary Budget 2021-22. The Preliminary 2021-22 Budget is prepared with information available through May 31, 2021. This document includes the following supplementary schedules: Allocations, appropriation limit, debt schedules, and non-management pay schedules. Available cash balances will be presented with the 2021-22 Working Budget to be presented to the District Board as soon as 2020-21 books are closed.

Fiscal Analysis:

Presented in Budget Summary pages.

Sample Motion:

Make a motion authorizing proposed Preliminary Budget FY 2021-22

Prepared by:

Karin Helvey – Financial Manager



Olivehurst Public Utility District

**Preliminary Budget
2021-22**



FRANK M. JORDAN
SECRETARY OF STATE

Office of the
Secretary of State

I, FRANK M. JORDAN, Secretary of State of the State of California, hereby certify:

That on the 13th day of November, 1948, pursuant to the provisions of Section 9 of the "Public Utility District Act" approved May 31, 1921, as amended (Act 6391 of Deering's General Laws), there was filed in my office a Roll, consisting of a Certificate of the Chairman of the Board of Supervisors of the County of Yuba, under the seal of said Board, and a copy of Ordinance No. 151 adopted by said Board on the 10th day of November, 1948, certified by the Clerk thereof.

I further certify that the said Certificate stated November 2, 1948, as the date of the election held in certain unincorporated territory of said County at which there was submitted to the electors thereof the proposition to organize a public utility district under the provisions of the "Public Utility District Act" approved May 31, 1921, as amended, to be known as the Olivehurst Public Utility District, and showing there were 522 votes cast in favor of the organization of such district and 103 votes cast against the organization thereof.

I further certify that said Ordinance No. 151 declared such approval, stated the name and boundaries as in said act provided and set forth that the formation of said district was in accordance with the provisions of the aforesaid act.

Now, therefore, I further certify that by reason of the facts and proceedings set forth in the said Certificate and Ordinance, and the filing thereof in this office, the territory within the boundaries described in said Ordinance No. 151 is hereby incorporated as a public utility district under the provisions of the aforesaid act, within the County of Yuba, State of California, of the name and style:

OLIVEHURST PUBLIC UTILITY DISTRICT.

Table of Contents

FUND	PAGE
District	4
District Boundaries	5
Governance	6
Organizational Chart	7
Budget Summaries	8
Summary General Fund	9
Summary Enterprise Funds	10
General Fund 11	
00 Administration	12
01 Pool	15
02 Olivehurst Parks	16
03 CSA Parks	19
04 Youth Center	21
05 Lighting	21
09 Fire Department - Olivehurst	24
14 Fire Department - Enterprise Rancheria	26
Water Fund 12	28
Waste Water Fund 13	32
Community Facility Districts	34
Appropriation Limit	35
Debt Schedules	36
CFD 2002-1 Bond Debt	38
Allocations	39
Non-Management Base Pay	41
Management Base Pay	42

OLIVEHURST PUBLIC UTILITY DISTRICT



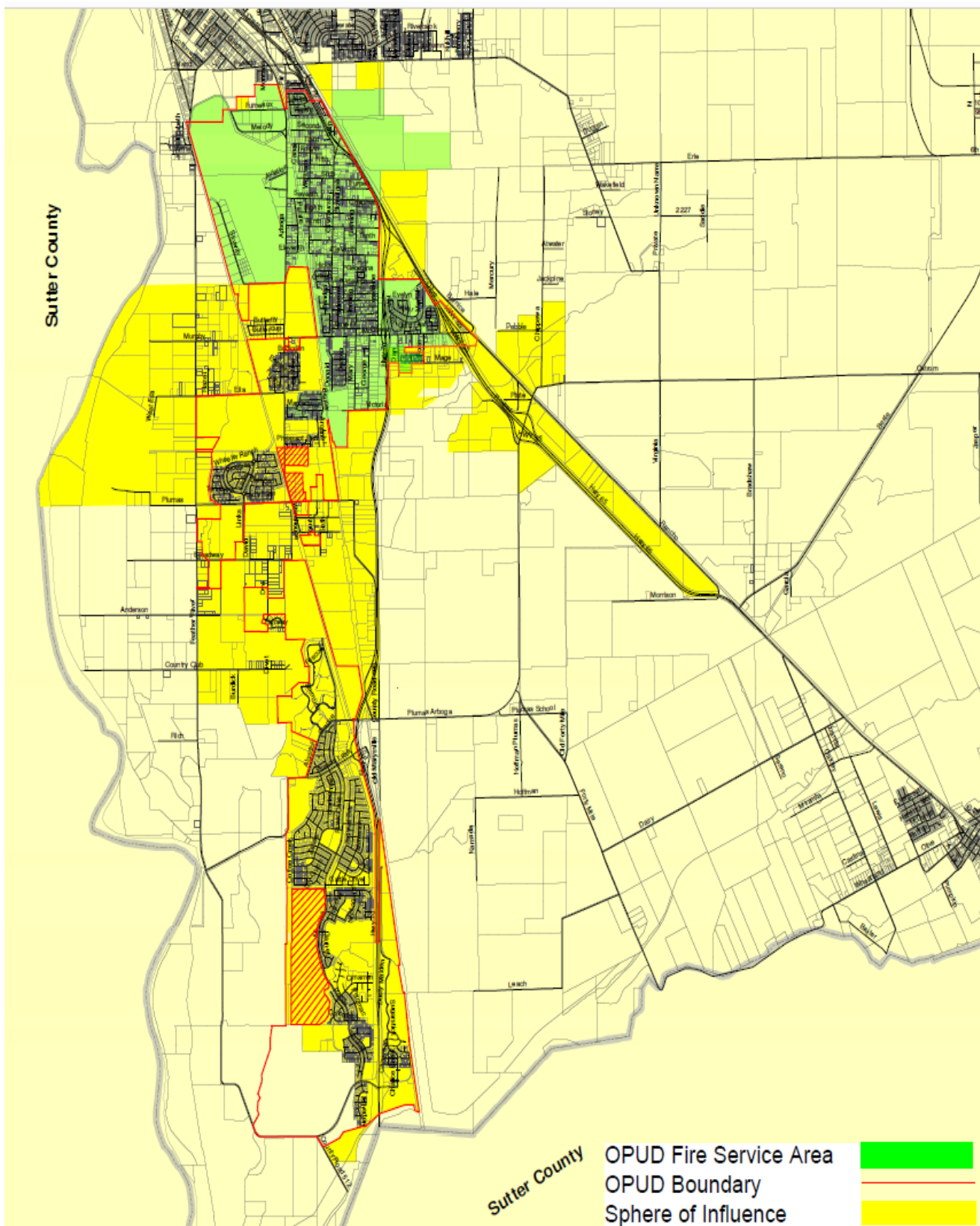
The District

The Olivehurst Public Utility District (the “District”) was formed in 1948 to provide services to the communities of Olivehurst and Plumas Lake in Yuba County. Services include drinking water treatment and distribution, wastewater collection, treatment and disposal, parks and recreation, and fire protection and emergency medical services. The District owns and maintains 18 parks, a swimming pool and a youth center building. The fire department has 9 fire apparatus and 6 full-time fire employees. The water department consists of 5 modern water treatment plants and 12 wells. The sewage plant is an activated sludge plant with a design/permit capacity of 3 mgd and with an average dry weather flow of approximately 1.2 mgd. The District has a total of 32 full-time employees and a current year \$7.17 million annual budget. The District covers 12 square miles and services 19,005 residents.

Proposed Mission

Our Mission is to provide superior, environmentally sensitive services to responsibly enhance our community.

Olivehurst Public Utility District



Olivehurst Public Utility District

Board of Directors



Dennise Burbank



John Floe



Mary Jane Griego

General Manager



Lacey Nelson



Marc Perrault



John Tillotson

OLIVEHURST PUBLIC UTILITY DISTRICT

Olivehurst Public Utility District
Organizational Chart



District Residents
Board of Directors
Dennise Burbank
John Floe
MaryJane Griego
Lacey Nelson
Marc Perrault

Financial Manager
Karin Helvey

General Manager
John Tillotson

District Clerk/Executive Assistant
BriAnne Ritchie

**WWTF Chief
Plant Operator**
Greg Axline

Public Works Engineer
Christopher Oliver

**Water Department
Manager**
Virgil Willard

Financial Manager
Karin Helvey

Battalion Chief
Randy York

Utility Operator III -3
Dave Prather
Larry Teal
Nick Pomeroy

**Public Works
Admin Assist
& Webmaster**
Sherry Mills

**Water
Treatment Plant
Operator - 2**
Gerardo
Rodriguez
Luis Menchaca

**Office
Manager/
Human
Resource
Coordinator**
Cindy Van
Meter

Fire Captains
Henry Aust
Allen Murray

Engineer
James Fisher

**Laboratory
Analyst**
Ethan Bechtel

**Parks Maintenance
Coordinator**

**Parks Maintenance
Worker I**
Bryse Monahan

**Utility
Operator I**
Robert Castillo
Brett MacDonald

Accountant
Dorothy
Henderson

**Volunteer
Firefighters -
24**

Fire Engineers
Jonathon Galluzo
Daniel Kopas
Alex Carpineta

**WWTF
Collection
System
Operator II - 2**
David Duncan

**WWTF Collection
System Operator
II/District Inspector II**
Dan Nielsen
**Utility Worker/District
Inspector I**
Jon Phillips

Utility Worker
Perry Jackson

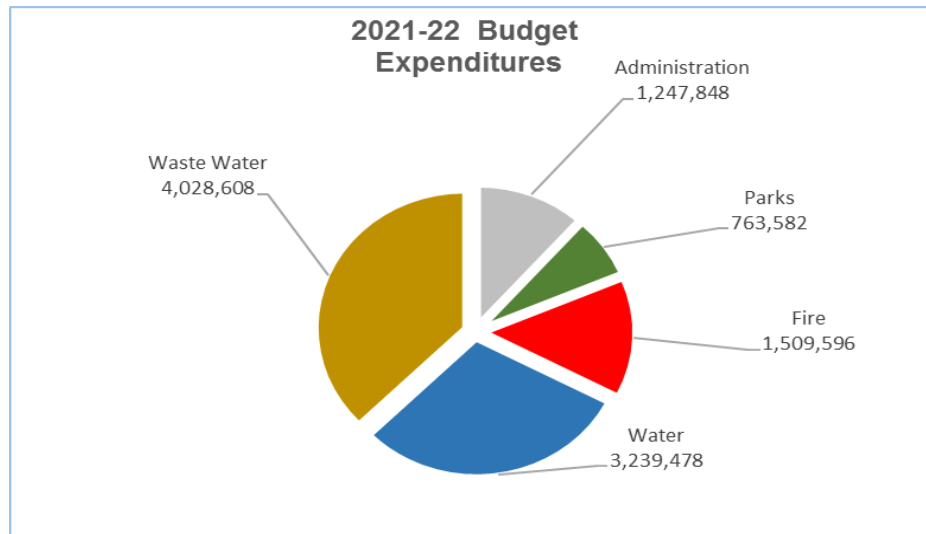
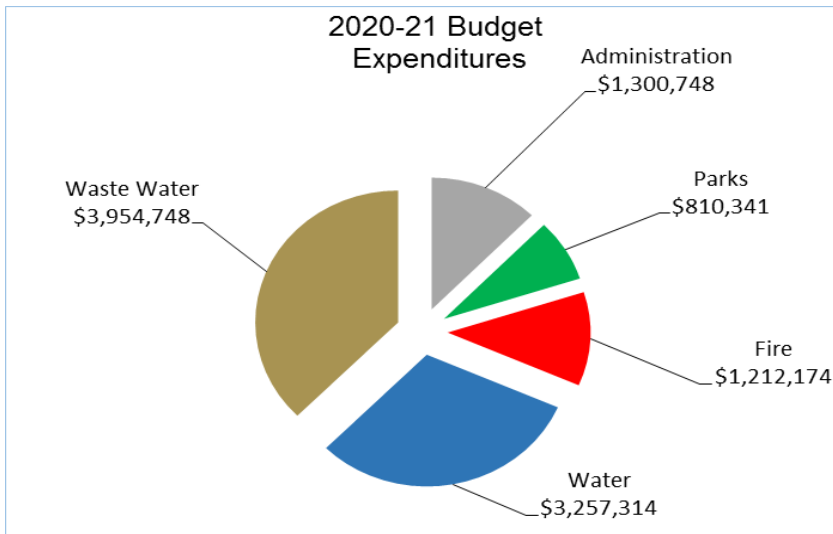
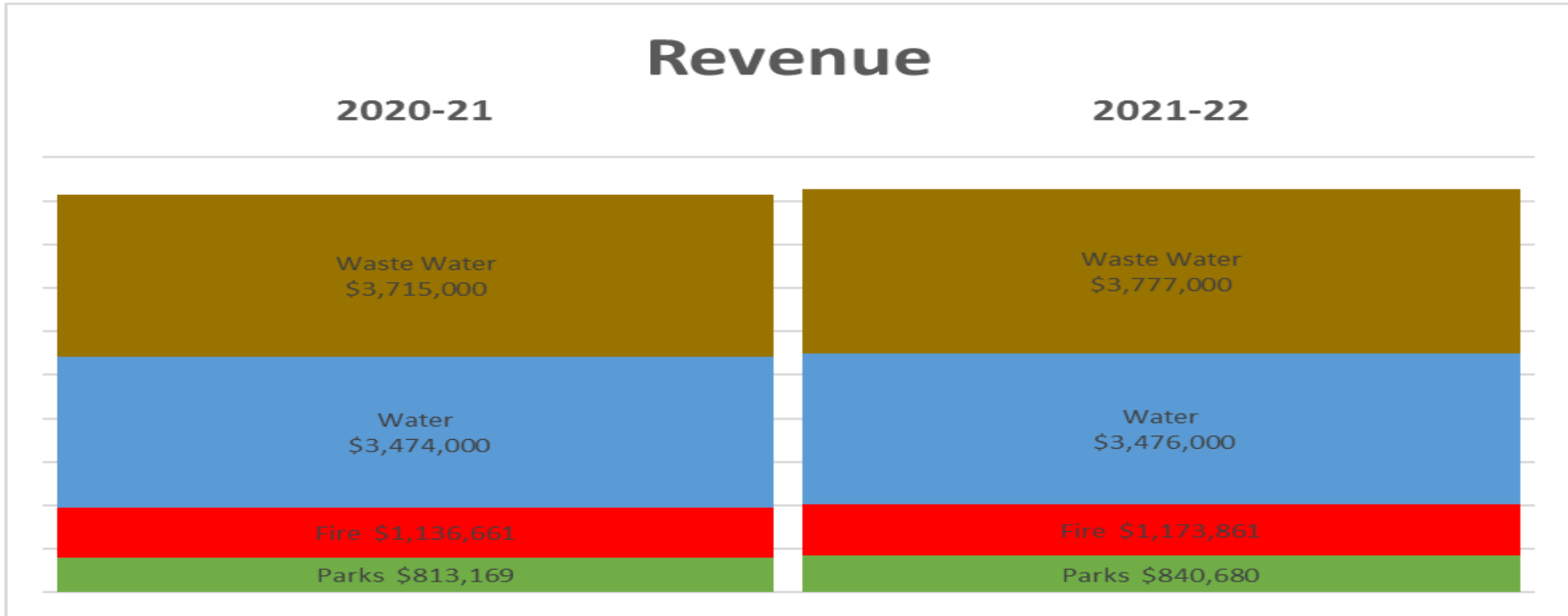
**Account
Clerk II - 3**
Angela Lewis
Amber Collison
Babs O'Rourke

**Intern
Firefighters**

Counselor
Norman
Highley

OLIVEHURST PUBLIC UTILITY DISTRICT

Budget Summaries



OLIVEHURST PUBLIC UTILITY DISTRICT



DESCRIPTION	Administration			Parks			Fire		
	Preliminary Budget 2020-21	Amended Budget 2020-21	Amended Budget 2019-20	Preliminary Budget 2020-21	Amended Budget 2020-21	Amended Budget 2019-20	Preliminary Budget 2020-21	Amended Budget 2020-21	Amended Budget 2019-20
MISC. REVENUES & FEES				1,050	1,009	12,050	227,387	231,702	395,633
ASSESSMENTS				793,070	694,100	677,100	28,100	28,100	26,100
TAXES				6,500	86,500	86,500	504,500	494,500	502,500
OTHER REVENUES	1,244,648	1,362,852	1,175,966	40,060	31,560	63,780	413,874	382,359	66,038
Revenues	\$ 1,244,648	\$ 1,362,852	\$ 1,175,966	\$ 840,680	\$ 813,169	\$ 839,430	\$ 1,173,861	\$ 1,136,661	\$ 990,271
SALARIES & BENEFITS	978,248	1,031,998	959,362	187,125	229,489	215,017	813,387	832,747	882,328
OVERHEAD - ADMIN EXPENSES	-	-	-	60,832	66,369	53,403	48,666	45,733	41,996
OPERATING EXPENSES	142,900	149,250	127,750	391,225	352,275	355,954	144,583	135,700	134,700
PROFESSIONAL FEES	89,000	82,000	83,038	26,900	31,208	22,200	68,960	41,408	39,289
MAINT. & REPAIR	3,000	4,000	4,000	10,000	34,000	58,925	419,000	140,085	0
CAPITAL OUTLAY	31,200	30,000	32,450	2,500	12,000	13,000	-	-	108,587
DEPRECIATION EXPENSE	3,500	3,500	3,500	85,000	85,000	85,000	15,000	16,500	16,500
Expenditures	1,247,848	1,300,748	1,210,100	763,582	810,341	803,499	1,509,596	1,212,174	1,223,401
Transfers-In/(Out) & Reserves	(15,203)	(80,507)	15,731	3,795	(2,828)	(35,931)	354,138	93,695	491,878
Advance Repayment	18,403	18,403	18,403	(80,893)			(18,403)	(18,181)	(258,748)
Surplus/(Deficit)	\$ -	\$ 0	\$ (0)	\$ (0)	\$ 0	\$ 0	\$ (0)	\$ (0)	\$ 0

OLIVEHURST PUBLIC UTILITY DISTRICT



DESCRIPTION	Water			Waste Water		
	Preliminary Budget 2021-22	Amended Budget 2020-21	Amended Budget 2019-20	Preliminary Budget 2021-22	Amended Budget 2020-21	Amended Budget 2019-20
SALES	3,415,000	3,415,000	3,065,000	3,658,000	3,563,000	3,427,715
DELINQUENT CHARGES AND PENALTIES	15,000	43,000	61,500	0	43,000	46,000
SERVICE FEES	3,000	3,000	39,600	3,000	3,000	106,000
OTHER REVENUES	43,000	13,000	-	116,000	106,000	-
OPERATING REVENUES	3,476,000	3,474,000	3,166,100	3,777,000	3,715,000	3,579,715
Total Revenues	\$3,476,000	\$3,474,000	\$3,166,100	\$3,777,000	\$3,715,000	\$3,579,715
SALARIES & BENEFITS	953,514	1,031,597	959,270	1,134,850	1,068,780	944,626
OVERHEAD - ADMIN EXPENSES	547,492	597,308	481,888	541,408	596,183	481,888
OPERATING EXPENSES	1,178,500	1,093,500	1,018,000	1,145,000	1,197,500	1,141,500
WATER METERS	90,000	90,000	95,000			
PROFESSIONAL SERVICES - INSURANCE	118,085	107,022	89,218	145,100	149,035	119,481
CAPITAL OUTLAY	176,000	162,000	191,000	750,000	631,000	442,245
OTHER EXPENSES	75,887	75,887	75,887	12,250	12,250	8,250
DEPRECIATION EXPENSE	100,000	100,000	100,000	300,000	300,000	300,000
Expenditures	\$3,239,478	\$3,257,314	3,010,263	\$ 4,028,608	\$ 3,954,748	3,437,990
Transfers-In/(Out) & Reserves	(236,522.00)	(216,687.31)	(155,837)	251,608	239,750	(141,725)
Surplus/(Deficit)	\$ 0	\$ -	\$ -	\$ (0)	\$ -	\$ -



ADMINISTRATION



OLIVEHURST PUBLIC UTILITY DISTRICT

General Fund 11

01/21/21

00 (Administration)

ACCOUNT	DESCRIPTION	2021-22 PRELIMINARY BUDGET	2020-21 AMENDED BUDGET	2019-20 AMENDED BUDGET	COMMENTS
11.41100.00.0	CFD 2002-1 ADMIN REVENUE	10,000	10,000	10,000	
11.45103.00.0	MISCELLANEOUS REVENUE - GENERAL	8,000	8,000	8,000	
11.45111.00.0	WATER/SEWER 50/50 CLEARING	-	-	-	
11.45432.00.0	WWTF CAPACITY ADMIN REVENUES	-	-	-	
11.45500.00.0	INTEREST EARNED	10,000	20,000	20,000	
11.45700.00.0	ADMIN OVERHEAD TRANSFER IN	1,216,648	1,324,852	1,137,966	
Administration	Total Revenues	1,244,648	1,362,852	1,175,966	
11.59101.00.0	SALARIES - GENERAL	665,898	663,986	659,882	
11.59110.00.0	SALARIES OT - GENERAL	5,000	6,000	6,000	
11.59501.00.0	PAYROLL TAXES - GENERAL	51,000	105,775	86,865	
11.59502.00.0	EMPLOYEE BENEFITS (RET/MED) - GENERAL	250,000	249,680	206,065	
11.59402.00.0	WORKERS' COMP INSURANCE - GENERAL	5,800	6,006		
11.59300.00.0	OPERATING SUPPLIES - GENERAL	6,500	6,500	6,000	
11.59301.00.0	LICENSES AND DUES - ADMIN EMPLOYEES	150	150	150	
11.59302.00.0	OFFICE SUPPLIES - GENERAL	27,000	27,000	27,000	
11.59303.00.0	GAS AND OIL - GENERAL	750	750	750	
11.59304.00.0	FEES & DUES - GENERAL	10,000	10,000	10,000	
11.59305.00.0	UTILITIES & PHONE - GENERAL	10,000	10,000	10,000	
11.59306.00.0	OUTSIDE SERVICES - GENERAL	80,000	65,000	64,000	Redistricting Services, Annual Audit
11.59307.00.0	PRINTING/PUBLIC/LEGAL NOTICES - ADMIN	1,000	1,000	1,000	
11.59312.00.0	TRAINING & EDUCATION - ADMIN STAFF	2,000	2,350	2,350	
11.59313.00.0	UNEMPLOYMENT - GENERAL	-	1,000	1,000	
11.59314.00.0	ELECTION EXPENSE - GENERAL		20,000	-	
11.59315.00.0	SAFETY SUPPLIES / EXPENSE	3,000	3,000	3,000	
11.59320.00.0	POSTAGE & SHIPPING	2,000	2,000	2,000	
11.59404.00.0	COMPUTER SERVICES - GENERAL	41,000	35,000	36,038	
11.59405.00.0	LEGAL FEES - GENERAL	45,000	45,000	45,000	
11.59425.00.0	SECURITY - GENERAL	3,000	2,000	2,000	
11.59505.00.0	EMPLOYMENT COSTS - GENERAL	250	250	250	
11.59550.00.0	CUSTOMER SERVICE / SAFETY AWARDS	500	500	500	

OLIVEHURST PUBLIC UTILITY DISTRICT

General Fund 11

01/21/21

00 (Administration)

ACCOUNT	DESCRIPTION	2021-22 PRELIMINARY BUDGET	2020-21 AMENDED BUDGET	2019-20 AMENDED BUDGET	COMMENTS
11.59551.00.0	BOARD COMMUNITY OUTREACH	300	300	300	
11.59600.00.0	CAPITAL OUTLAY - GENERAL	31,200	30,000	32,450	PC, Copier & Server Contingency
11.59801.00.0	BLDGS AND IMPROVEMENTS	2,500	2,500	2,500	
11.59802.00.0	AUTO & OTHER EQUIP EXP - GENERAL	500	1,500	1,500	
11.65704.00.0	DEPRECIATION EXPENSE - GENERAL	3,500	3,500	3,500	
Administration	Total Expenditures	1,247,848	1,300,747	1,210,100	
Excess of Revenues over Expenditures		(3,200)	62,104	(34,134)	
				(21,654)	
	Advance to Fire Department	18,403	18,403	18,403	
	Reserve: Admin. Building	(15,203)	(80,508)	37,385.0	
		\$ 0	\$ (0)	\$ (0)	

O
L
I
V
E
H
U
R
S
T

P
A
R
K
S



OLIVEHURST PUBLIC UTILITY DISTRICT

General Fund 11

01 (POOL)

ACCOUNT	DESCRIPTION	2021-22 PRELIMINARY BUDGET	2020-21 AMENDED BUDGET	2019-20 AMENDED BUDGET	COMMENTS
Revenues					
11.45100.01.0	POOL ADMISSION	-	-	11,000	
11.45103.01.0	MISCELLANEOUS REVENUE - POOL	-	-	-	
11.45400.01.0	FIRST FIVE GRANT - POOL	-	-	17,000	
11.45401.01.0	HEALTH & HUMAN SERV GRANT - POOL	-	-	15,000	
11.49300.01.0	CURR SECURED TAXES - POOL	6,500	6,500	6,500	
11.49301.01.0	CURR UNSECURED TAXES - POOL	-	-	-	
01 (POOL)	Total Revenues	6,500	6,500	49,500	
Expenditures					
11.59101.01.0	SALARIES - POOL	-	-	4,000	
11.59501.01.0	PAYROLL TAXES - POOL	-	-	850	
11.59502.01.0	EMPLOYEE BENEFITS (RET/MED) - POOL	-	-	100	
11.59505.01.0	EMPLOYMENT COSTS - POOL	-	-	-	
11.59300.01.0	OPERATING SUPPLIES & REPAIRS - POOL	-	-	5,000	
11.59302.01.0	OFFICE SUPPLIES & EXP - POOL	-	-	100	
11.59305.01.0	UTILITIES & PHONE - POOL	-	-	7,000	
11.59306.01.0	OUTSIDE SERVICES - POOL	-	-	43,719	
11.59307.01.0	PRINTING/PUBLIC/LEGAL NOTICES - POOL	-	-	500	
11.59308.01.0	CHEMICALS	-	-	500	
11.59312.01.0	TRAINING & EDUCATION - POOL	-	-	500	
11.59315.01.0	SAFETY SUPPLIES / EXPENSE	-	-	300	
11.59317.01.0	WATER/SEWER - POOL	-	-	1,000	
11.59401.01.0	GENERAL INSURANCE - POOL	-	-	1,800	
11.59405.01.0	LEGAL FEES - POOL	-	-	-	
11.59801.01.0	BLDGS & IMPROVEMENTS - POOL	-	-	-	
11.59802.01.0	AUTO & OTHER EQUIP EXP - POOL	-	-	-	
01 (POOL)	Total Expenditures	-	-	65,369	
Excess of Revenues over Expenditures		6,500	6,500	(15,869)	
	Depreciation	(6,500)	(6,500)	(2,642)	
	Transfer from Street Lighting	-	-	-	
		\$ -	\$ -	\$ (18,511)	

OLIVEHURST PUBLIC UTILITY DISTRICT

General Fund 11

02 (PARKS)


ACCOUNT	DESCRIPTION	2021-22 PRELIMINARY BUDGET	2020-21 AMENDED BUDGET	2019-20 AMENDED BUDGET	COMMENTS
Revenues					
11.45103.02.0	MISCELLANEOUS REVENUE - PARKS	\$ -	\$ -	\$ -	
11.45151.02.0	PARK RESERVATION ADMIN FEE - HOH	\$ 50	\$ 50	\$ 50	
11.45160.02.0	PLAN CHECK FEE REVENUE - PARKS	\$ -	\$ -	\$ -	
11.45420.02.0	WATER TOWER RENTALS	\$ 43,500	\$ 35,000	\$ 35,000	
11.45431.02.0	TRANSFER OUT - SAFETY FUNDS	\$ (220)	\$ (220)	\$ -	
11.45810.02.0	CSA 69 TAX REVENUE - PARKS	\$ 2,100	\$ 2,100	\$ 2,100	
11.49300.02.0	CURR SECURED TAXES - PARKS	\$ 85,000	\$ 80,000	\$ 80,000	
11.49301.02.0	CURR UNSECURED TAXES - PARKS	\$ -	\$ -	\$ -	
02 (PARKS)	Total Revenues	\$ 130,430	\$ 116,930	\$ 117,150	
Expenditures					
11.59101.02.0	SALARIES - PARK	\$ 17,000	\$ 14,979	\$ 14,015	
11.59103.02.0	OVERHEAD - ADMIN EXPENSES - PARKS	\$ 18,250	\$ 19,911	\$ 16,656	
11.59110.02.0	SALARIES OT - PARK	\$ 500	\$ 500	\$ 340	
11.59501.02.0	PAYROLL TAXES - PARKS	\$ 1,300	\$ 1,968	\$ 1,172	
11.59502.02.0	EMPLOYEE BENEFITS (RET/MED) - PARKS	\$ 6,400	\$ 5,057	\$ 5,037	
11.59505.02.0	EMPLOYMENT COSTS - OH PARKS	\$ 100	\$ 100	\$ 100	
11.59402.02.0	WORKERS' COMP INSURANCE - PARKS	\$ 1,400	\$ 1,416	\$ 479	
11.59300.02.0	OPERATING SUPPLIES & REPAIRS - PARKS	\$ 8,000	\$ 8,000	\$ 8,000	
11.59301.02.0	LICENSES / DUES - PARK EMPLOYEES	\$ 250	\$ 250	\$ 250	
11.59302.02.0	OFFICE SUPPLIES AND EXPENSE - OH PAR	\$ 100	\$ 100	\$ 100	
11.59303.02.0	GAS & OIL - PARKS	\$ 1,000	\$ 1,000	\$ 1,000	
11.59305.02.0	UTILITIES & PHONE - PARK	\$ 1,000	\$ 1,000	\$ 1,000	
11.59306.02.0	OUTSIDE SERVICES - PARKS	\$ 11,000	\$ 11,000	\$ 11,000	
11.59307.02.0	PRINTING/PUBLIC/LEGAL NOTICES - PARKS	\$ 100	\$ 150	\$ -	
11.59308.02.0	HERBICIDES/PESTICIDES	\$ 400	\$ 400	\$ 400	
11.59309.02.0	SMALL TOOLS - PARKS	\$ 250	\$ 250	\$ 250	

OLIVEHURST PUBLIC UTILITY DISTRICT

General Fund 11

02 (PARKS)

ACCOUNT	DESCRIPTION	2021-22 PRELIMINARY BUDGET	2020-21 AMENDED BUDGET	2019-20 AMENDED BUDGET	COMMENTS
11.59310.02.0	UNIFORMS - PARKS	\$ 100	\$ 100	\$ 100	
11.59312.02.0	TRAINING & EDUCATION - PARKS	\$ 25	\$ 25	\$ 25	
11.59315.02.0	SAFETY SUPPLIES / EXPENSE - PARKS	\$ 250	\$ 250	\$ 250	
11.59317.02.0	IRRIGATION EXPENSE - PARKS	\$ 40,500	\$ 40,500	\$ 20,500	
11.59320.02.0	POSTAGE & SHIPPING - PARKS	\$ -	\$ -	\$ -	
11.59325.02.0	DIRECT ASSESSMENTS - PARKS	\$ 200	\$ 200	\$ 200	
11.59401.02.0	GENERAL INSURANCE - PARKS	\$ 3,300	\$ 3,401	\$ 800	
11.59404.02.0	COMPUTER SERVICES - PARKS (OLIVEHUR	\$ 500	\$ 700	\$ 200	
11.59405.02.0	LEGAL FEES - PARKS	\$ 500	\$ 500	\$ 500	
11.59551.02.0	BOARD COMMUNITY OUTREACH	\$ 75	\$ 75	\$ -	
11.59600.02.0	CAPITAL OUTLAY - PARKS	\$ 500	\$ 320	\$ 240	
11.59700.02.0	RENTS & LEASES - PARKS	\$ -	\$ -	\$ -	
11.59801.02.0	BLDGS & IMPROVEMENTS - PARKS	\$ 1,500	\$ 1,500	\$ 8,400	
11.59802.02.0	AUTO & OTHER EQUIP EXP - PARKS	\$ 1,000	\$ 2,320	\$ 2,320	
11.59807.02.0	VEHICLE MAINTENANCE - PARKS	\$ -	\$ -	\$ -	
11.65704.02.0	DEPRECIATION EXPENSE - PARKS	\$ 5,000	\$ 5,000	\$ 5,000	
11.65800.02.0	REPAIR AND EQUIP REPLACEMENT - OH P/	\$ -	\$ -	\$ -	
02 (PARKS)	Total Expenditures	\$ 120,500	\$ 120,972	\$ 98,334	
	Excess of Revenues over Expenditures	\$ 9,930	\$ (4,042)	\$ 18,816	
	Transfer to Youth Center Building	(1,750)	(1,750)	(15,987)	
	Cash Reserve:	(8,180)	5,792	(2,829)	
		\$ 0	\$ (0)	\$ -	



CSA PARKS

OLIVEHURST PUBLIC UTILITY DISTRICT

General Fund 11

03 (CSA 66 PARKS)

ACCOUNT	DESCRIPTION	2021-22 PRELIMINARY BUDGET	2020-21 AMENDED BUDGET	2020-21 AMENDED BUDGET	COMMENTS
Revenues					
11.45103.03.0	MISC. REVENUE - CSA 66 PARKS	-	-	-	
11.45151.03.0	PARK RESERVATION ADMIN FEE - CSA 66	1,000	959	1,000	
11.45431.03.0	TRANSFER OUT - SAFETY FUNDS	(3,220)	(3,220)	(3,220)	
11.45800.03.0	CSA 66 TAX REVENUE - PARKS	690,000	640,000	620,000	
11.45850.03.0	CFD 2005-2 PARK MAINTENANCE	100,970	52,000	55,000	
03 (CSA 66 PARKS Total Revenues)		788,750	689,739	672,780	
Expenditures					
11.59101.03.0	SALARIES - CSA 66 PARKS	110,000	103,258	115,171	
11.59103.03.0	OVERHEAD - ADMIN EXPENSES- CSA 66 PARK	42,583	46,458	36,747	
11.59110.03.0	SALARIES OT - CSA 66 PARKS	1,000	1,000	460	
11.59501.03.0	PAYROLL TAXES - CSA 66 PARKS	6,000	22,196	9,656	
11.59502.03.0	EMPLOYEE BENEFITS (RET/MED) - CSA 66 PAF	35,400	63,059	57,922	
11.59505.03.0	EMPLOYMENT COSTS - CSA 66 PARKS	100	100	100	
11.59402.03.0	WORKERS' COMP INSURANCE - CSA 66 PARKS	7,700	15,630	5,614	
11.59300.03.0	OPERATING SUPPLIES & REPAIRS - CSA 66 PA	29,000	28,750	27,960	
11.59301.03.0	LICENSES / DUES - CSA 66 PARK EMPLOYEES	350	350	350	
11.59302.03.0	OFFICE SUPPLIES & EXPENSES - CSA 66 PARK	1,000	1,600	1,600	
11.59303.03.0	GAS & OIL - CSA 66 PARKS	9,000	9,000	9,000	
11.59304.03.0	FEES & DUES - CSA 66 PARKS	500	500	500	
11.59305.03.0	UTILITIES & PHONE	20,000	20,000	16,000	
11.59306.03.0	OUTSIDE SERVICES - CSA 66 PARKS	155,000	135,000	135,000	
11.59307.03.0	PRINTING/PUBLIC/LEGAL NOTICES - CSA 66 PAF	100	100	100	
11.59308.03.0	HERBICIDES/PESTICIDES - CSA 66 PARKS	3,000	3,500	3,500	
11.59309.03.0	SMALL TOOLS - CSA 66 PARKS	2,500	2,500	2,500	
11.59310.03.0	UNIFORMS - CSA 66 PARKS	900	1,050	1,050	
11.59312.03.0	TRAINING & EDUCATION - CSA 66 PARKS	150	150	150	
11.59315.03.0	SAFETY SUPPLIES / EXPENSE	2,500	2,500	2,500	
11.59317.03.0	IRRIGATION EXPENSE - CSA 66 PARKS	100,000	80,000	50,000	
11.59320.03.0	POSTAGE & SHIPPING - PL PARKS	50	50	50	
11.59325.03.0	DIRECT ASSESSMENTS - CSA 66 PARKS	3,500	3,500	3,500	
11.59401.03.0	GENERAL INSURANCE - CSA 66 PARKS	12,600	21,107	16,000	
11.59404.03.0	COMPUTER SERVICES - PARKS (PLUMAS LAKE	9,000	4,500	1,900	
11.59405.03.0	LEGAL FEES - CSA 66 PARKS	1,000	1,000	1,000	
11.59551.03.0	BOARD COMMUNITY OUTREACH	150	150	-	
11.59600.03.0	CAPITAL OUTLAY - CSA 66 PARKS	2,000	11,680	12,760	
11.59750.03.0	PUBLIC WORKS OFFICE EXPENSE - CSA 66 PA	500	500	500	
11.59801.03.0	BLDGS & IMPROVEMENTS - CSA 66 PARKS	1,500	1,500	19,525	
11.59802.03.0	AUTO & OTHER EQUIP. EXPENSES - CSA 66 PAF	2,000	26,680	26,680	
11.59807.03.0	VEHICLE MAINTENANCE - CSA 66 PARKS	2,000			
11.65704.03.0	DEPRECIATION EXPENSE - CSA 66 PARKS	80,000	80,000	80,000	
11.65800.03.0	REPAIR AND EQUIP REPLACEMENT - CSA 66 P	2,000	2,000	2,000	
03 (CSA 66 PARKS Total Expenditures)		\$ 643,082	\$ 689,368	\$ 639,795	
Excess of Revenues over Expenditures for Report		\$ 145,668	\$ 371	\$ 23,362	
	Reserves: Maintenance of Future Park Sites	\$ (100,000)	\$ (55,000)	\$ (55,000)	
	Reserves: Capital Asset Repair	\$ (45,668)	\$ 54,629	\$ 31,638	
		\$ 0	\$ (0)	\$ (0)	

P A R K S

Name and Location	Play Structure	Shade Structure	Picnic Tables	Drinking Fountain	Benches	BBQ Grills	Rest rooms	Tennis Court	Ball Fields	Spray Park	Pool
Eufay Wood Sr. Memorial Park Zanes Drive & River Oaks	2	1	8 / 12	2	12	2	Special Hours		2	1	
Rolling Hills Park Wilcox Ranch & Lidenmeir	1	1	4	1	4	2					
Orchard Glen Park Bridgeport Wy & Golden Gate Dr	1	1	4 / 6	1	4	1					
Veteran's Park Churchill Wy & Kensington Dr	2	1	4	1	5						
Donald F. Brown Memorial Park Zanes Drive & Darkhorse Dr	1	1	4	1	4	1					
Bill Pinkerton Memorial Park Hidden Creek Wy & Knights Ferry	1	1	4	1	14	2					
Bear River Park Monterey Way and Santa Barbara	1			1	2						
Independence Trail & Missouri Bar	1	1	4	1	2	1					
Olivehurst Community Park Powerline Road	2		6	1	3	3		1	2		1
Lindhurst Memorial Park McGowan Parkway	1	1	6/10	1	6	9				1	
Johnson Park Evelyn Drive	1		3	1		4					
Tahiti Village Park Biglow Drive	1		1			2					
Liela Smith Memorial Park Wheeler Ranch Dr & Links Pwy	2	1	7/11	1	6	4					
JoAnne Aiello Memorial Park Links Pwy & Snowy Egret	2	1	14	1	4	3					
Richard Doug Donahue Park Wheeler Ranch Drive	1	1	13	3	13	5			1		
River Glen Park Kartikeya Drive	1			1	4						
Wheeler Ranch Park Links Pkwy & Empress St					2						
Becker Park Chestnut Road			1								

OLIVEHURST PUBLIC UTILITY DISTRICT

General Fund 11

04 (YOUTH CTR)

ACCOUNT	DESCRIPTION	2021-22 PRELIMINARY BUDGET	2020-21 AMENDED BUDGET	2019-20 AMENDED BUDGET	COMMENTS
Revenues					
11.45200.04.0	YCB RENTAL INCOME		-	1,750	
11.45250.04.0	PUBLIC WORKS OFFICE RENT REIMBURS	3,250	3,250	3,250	
04 (YOUTH CTR)	Total Revenues	\$ 3,250	\$ 3,250	\$ 5,000	
Expenditures					
11.59305.04.0	UTILITIES & PHONE - YCB	4,000	4,000	5,000	
11.59306.04.0	OUTSIDE SERVICES - YCB	1,000	1,000	-	
11.65704.04.0	DEPRECIATION EXPENSE - YCB	-	-	-	
04 (YOUTH CTR)	Total Expenditures	\$ 5,000	\$ 5,000	\$ 5,000	
Excess of Revenues over Expenditures		\$ (1,750)	\$ (1,750)	\$ -	
	Transfer-in from OH Parks	1,750	1,750		
		\$ -	\$ -	\$ -	
05 (LIGHTING)					
Revenues					
11.49300.05.0	CURR SECURED TAXES - ST LIGHTING	76,000	75,000	75,000	
11.49301.05.0	CURR UNSECURED TAXES - ST LIGHTING	-	-	-	
05 (LIGHTING)	Total Revenues	\$ 76,000	\$ 75,000	\$ 75,000	
Expenditures					
11.59300.05.0	OPERATING SUPPLIES & REPAIRS - STRE	500	900	900	
11.59305.05.0	UTILITIES & PHONE - ST LIGHT	55,000	55,000	55,000	
05 (LIGHTING)	Total Expenditures	\$ 55,900	\$ 55,900	\$ 55,900	
Excess of Revenues over Expenditures		\$ 20,100.00	\$ 19,100.00	\$ 19,100.00	
	Cash Reserve	(20,100)	19,100	(14,400)	
			(19,100)	8,900	
		\$ -	\$ -	\$ 13,600	



Fire Department



It is the goal of the Olivehurst Public Utility District Fire Department to provide the most professionally trained and equipped personnel so that they may rise to any emergency with the ability to provide for public health and safety, and minimize property damage. It is our purpose to maintaining a steadfast and daily commitment to protecting the lives and property of the people of Olivehurst from fires, hazardous materials incidents, and natural disasters; providing the highest quality of pre-hospital care; and promoting community involvement in fire prevention and disaster preparedness.

OLIVEHURST PUBLIC UTILITY DISTRICT
FIRE DEPARTMENT FLEET

Engine 314



Olivehurst Fire Department's Engine 314

Olivehurst Fire Department's HME Ahrens-Fox Model 18 B Type I Interface, Engine 314, was acquired in 2018 specifically for the unique challenges the department faces in the world of urban interface and wildland firefighting.

Engine 312



Olivehurst Fire Department's Engine 312

Olivehurst Fire Department's HME - Westates Fire Apparatus Model SFO Type I Interface, Engine 312, was acquired in 2019 to compliment the versatility of Engine 314 in the world of urban interface and wildland firefighting.

Engine 313



Olivehurst Fire Department's Engine 313

Olivehurst Fire Department's International Model 7400 Type III Interface, Engine 313, was primarily acquired to maximize the department's efforts in combating wildland operations while adding the versatility to serve and protect the urban interface as well.

Engine 311



Olivehurst Fire Department's Engine 311

Olivehurst Fire Department's Ferrara Fire Apparatus - GMC Model C-8000 Type I

Brush 315



Olivehurst Fire Department's Brush 315

Olivehurst Fire Department's Ford F-450 Model XL Type VI Interface, Brush 315, contributes the perfect balance of economy and performance. Brush 315's ability to navigate and adapt to varying environments while providing a wide of range of fire and rescue applications proves instrumental in urban interface and wildland firefighting.

Engine 326



Olivehurst Fire Department's Engine 326

Olivehurst Fire Department's Pierce - GMC Model Topkick Type III Interface, Engine 326, acquired in 2004 is currently the oldest engine in the department's fleet. However, Engine 326 is more than capable of performing high quality fire protection and rescue operations as needed.

Utility Vehicles



Olivehurst Fire Department's Fire Chief 300

Truck 317



Olivehurst Fire Department's Truck 317

Olivehurst Fire Department's Sutphen Model Deluge Aerial TS-75, Truck 317, provides the department with the additional fire and rescue functionality required for the developing Yuba-Sutter region.



Olivehurst Fire Department's Utility Vehicle 320

OLIVEHURST PUBLIC UTILITY DISTRICT

**General Fund 11
09 (District) & 14 (Enterprise Rancheria)**

ACCOUNT	DESCRIPTION	2021-22 PRELIMINARY BUDGET	2020-21 AMENDED BUDGET	2019-20 AMENDED BUDGET	COMMENTS
Revenues					
11.45103.09.0	MISC. REVENUE - ER	41,387	45,842	26,435	
11.45400.09.0	FIRE MITIGATION FEES REVENUE	85,000	84,860		
11.45402.09.0	MISC GRANT REVENUE			10,000	
11.45403.09.0	STRIKE TEAM REVENUE	80,000	80,000	272,160	
11.45410.09.0	BURN PERMITS & COST RECOVERY	1,500	1,500	1,500	
11.45411.09.0	WEED ABATEMENT - RESIDENT REIMBURSEMENTS				
11.45431.09.0	TRANSFER IN - SAFETY FUNDS	15,000	15,000	15,000	
11.45435.09.0	CA HEARTLANDS ASSESSMENT REVENUE	4,500	4,500	4,500	
11.45800.09.0	CSA 66 TAX REVENUE - FIRE DEPT	26,000	26,000	24,000	
11.45810.09.0	CSA 69 TAX REVENUE - FIRE DEPT	2,100	2,100	2,100	
11.49300.09.0	CURR SECURED TAXES - FIRE DEPT	399,000	399,000	399,000	
11.49301.09.0	CURR UNSECURED TAXES - FIRE DEPT	15,500	15,500	15,500	
11.49310.09.0	FIRE DEPT - PROP 172 TAXES	90,000	80,000	88,000	
Total Revenues	09 (FIRE DEPARTMENT)	\$ 759,987.37	\$ 754,302.00	\$ 858,195.00	
Expenditures					
11.59101.09.0	SALARIES - FIRE DEPT	203,000	172,854	144,935	
11.59103.09.0	OVERHEAD - ADMIN EXPENSES - FIRE	48,666	45,733	41,996	
11.59110.09.0	SALARIES OT - FIRE DEPT	58,000	31,511	26,772	
11.59111.09.0	SALARIES - FIRE DEPT VOL	15,000	15,000	26,000	
11.59112.09.0	SALARIES OT - FIRE DEPT VOL	70,000	70,000	140,000	
11.59501.09.0	PAYROLL TAXES - FIRE DEPT	20,000	24,518	22,884	
11.59502.09.0	EMPLOYEE BENEFITS (RET/MED) - FIRE DEPT	55,000	98,629	102,126	
11.59505.09.0	EMPLOYMENT COSTS - FIRE	2,000	2,000	2,000	
11.59402.09.0	WORKERS' COMP - FIRE DEPT	13,500	11,655	11,030	
11.59300.09.0	OPERATING SUPPLIES & REPAIRS - FIRE DEPT	13,000	13,000	13,000	
11.59301.09.0	LICENSES AND PERMITS - FIRE DEPT	35,000	31,000	26,000	
11.59302.09.0	OFFICE SUPPLIES & EXPENSES - FIRE DEPT	4,000	4,000	4,000	
11.59303.09.0	GAS & OIL - FIRE DEPT	17,000	15,000	15,000	
11.59304.09.0	FEES & DUES - FIRE DEPT	300	300	300	
11.59305.09.0	UTILITIES & PHONE - FIRE DEPT	15,000	13,000	13,000	
11.59306.09.0	OUTSIDE SERVICES - FIRE DEPT	25,000	25,000	25,000	Dispatch Services
11.59307.09.0	PRINTING/PUBLIC/LEGAL NOTICES - FIRE DEPT	750	750	750	
11.59309.09.0	SMALL TOOLS - FIRE DEPT	500	500	500	

OLIVEHURST PUBLIC UTILITY DISTRICT


**General Fund 11
09 (District) & 14 (Enterprise Rancheria)**

ACCOUNT	DESCRIPTION	2021-22 PRELIMINARY BUDGET	2020-21 AMENDED BUDGET	2019-20 AMENDED BUDGET	COMMENTS
11.59310.09.0	UNIFORMS - FIRE DEPT	3,000	3,000	5,000	
11.59311.09.0	PUBLIC EDUCATION AND OUTREACH	1,000	1,000	1,000	
11.59312.09.0	TRAINING & EDUCATION - FIRE PREVENTION	7,000	8,000	8,000	
11.59313.09.0	UNEMPLOYMENT - FIRE DEPT	-	2,500	5,000	
11.59315.09.0	SAFETY SUPPLIES / EXPENSE	1,500	1,500	1,500	
11.59318.09.0	WEED ABATEMENT EXPENSE	3,000	3,000	3,000	
11.59319.09.0	INTERNSHIP PROGRAM EXPENSE	5,000	4,500	4,000	
11.59320.09.0	POSTAGE & SHIPPING - FIRE DEPT	350	350	350	
11.59325.09.0	DIRECT ASSESSMENTS - FIRE	100	100	100	
11.59401.09.0	GENERAL INSURANCE - FIRE DEPT	20,807	6,002	4,383	
11.59403.09.0	TRANSPORTATION & TRAVEL - FIRE DEPT	750	750	750	
11.59404.09.0	COMPUTER SERVICES - FIRE	8,500	7,000	6,500	
11.59405.09.0	LEGAL FEES - FIRE	15,000	15,000	15,000	
11.59801.09.0	BLDGS & IMPROVEMENTS - FIRE DEPT	5,000	3,298	2,800	
11.59802.09.0	AUTO & OTHER EQUIP EXP - FIRE DEPT	14,000	65,000	74,000	
11.59806.09.0	FIRE EQUIPMENT	400,000	65,000	25,000	Urban Interface Type 3 Truck
11.65704.09.0	DEPRECIATION EXPENSE - FIRE DEPT	15,000	13,500	13,500	
Total Expenditures		\$ 1,095,723	\$ 773,949	\$ 785,176	
Excess of Revenues over Expenditures		\$ (335,735)	\$ (19,647)	\$ 73,019	
	Transfer to/.from Operating Reserve		\$ 55,000		Strike Team Engine Rental
	Fire Engine Loan Payment to Administration	\$ (12,222)	\$ (12,222)	\$ (12,222)	
	Fire Command Vehicle Loan Payment to Administ	\$ (6,181)	\$ (6,181)	\$ (6,181)	
	Reserve Transfer: Future Unemployment				
	Transfer from/(to) Equipment Reserve	\$ 354,138	\$ (16,949)	\$ 64,022	
		\$ (0)	\$ 0	\$ 118,638	

OLIVEHURST PUBLIC UTILITY DISTRICT

**General Fund 11
09 (District) & 14 (Enterprise Rancheria)**

ACCOUNT	DESCRIPTION	2021-22 PRELIMINARY BUDGET	2020-21 AMENDED BUDGET	2019-20 AMENDED BUDGET	COMMENTS
14 (FIRE DEPARTMENT) ENTERPRISE RANCERIA					
12 Month Budget					
11.45437.14.0	CONTRACT REVENUE - ER **	\$ 413,874	382,359	76,038	
Total Revenues		\$ 413,874	\$ 382,359	\$ 76,038	
11.59101.14.0	SALARIES - ER	\$ 202,500	\$ 204,839	\$ 204,839	
11.59110.14.0	SALARIES OT- ER	\$ 58,000	\$ 29,351	\$ 29,351	
11.59501.14.0	PAYROLL TAXES - ER	\$ 20,000	\$ 22,674	\$ 22,674	
11.59402.14.0	WORKERS' COMP - ER	\$ 13,500	\$ 12,656	\$ 12,656	
11.59300.14.0	OPERATING SUPPLIES & REPAIRS - ER	\$ 3,583			
11.59502.14.0	EMPLOYEE BENEFITS (RET/MED) - ER	\$ 55,000	\$ 103,875	\$ 103,875	
11.59302.14.0	OFFICE SUPPLIES & EXPENSES - ER		\$ 750	\$ 750	
11.59303.14.0	GAS & OIL - ER	\$ 3,000	\$ 2,000	\$ 2,000	
11.59307.14.0	PRINTING/PUBLIC/LEGAL NOTICES - ER		\$ 200	\$ 200	
11.59310.14.0	UNIFORMS - ER	\$ 3,500	\$ 3,000	\$ 3,000	
11.59312.14.0	TRAINING & EDUCATION - FIRE PREVENTION	\$ 3,000	\$ 3,000	\$ 3,000	
11.59315.14.0	SAFETY SUPPLIES / EXPENSE		\$ 250	\$ 250	
11.59401.14.0	GENERAL INSURANCE - ER	10,403	-	-	
11.59801.14.0	BLDGS & IMPROVEMENTS - ER		\$ 1,350	\$ 1,350	
11.59802.14.0	AUTO & OTHER EQUIP EXP - ER		\$ 1,687	\$ 1,687	
11.59806.14.0	FIRE EQUIPMENT		\$ 3,750	\$ 3,750	
11.59103.14.0	ADMINISTRATIVE CHARGES	\$ 41,387	\$ 45,842	\$ 45,842	
11.65704.14.0	DEPRECIATION EXPENSE - ER	\$ -	\$ 3,000	\$ 3,000	
Total Expenditures		\$ 413,874	\$ 438,224	\$ 438,224	
	Due To / (Due From) ER	\$ (0)	\$ (55,866)	\$ (362,186)	



***W
a
t
e
r

F
u
n
d***

OLIVEHURST PUBLIC UTILITY DISTRICT

Water (12)

ACCOUNT	DESCRIPTION	2021-22 PRELIMINARY BUDGET	2020-21 AMENDED BUDGET	2019-20 AMENDED BUDGET
Revenues				
12.41100.00.0	SALES - RESIDENTIAL - WATER	3,400,000	3,400,000	\$ 3,055,000
12.41200.00.0	SALES - BUSINESSES - WATER	15,000	15,000	\$ 10,000
12.41350.00.0	DROUGHT SURCHARGE	-	-	
12.42300.00.0	PENALTY FEES - WATER	15,000	15,000	\$ 15,000
12.42301.00.0	PENALTIES EXCESS WATER USE - WATER	-	-	
12.42400.00.0	ADMIN AND DELINQUENT CHARGES - WATER	-	25,000	\$ 40,000
12.42550.00.0	BACKFLOW DEVICE REVENUE	-	3,000	\$ 3,000
12.42600.00.0	SERVICE FEES - WATER BILL COPY FEES	3,000	3,000	\$ 3,500
12.45103.00.0	MISCELLANEOUS REVENUE - WATER	1,000	1,000	\$ 500
12.45160.00.0	PLAN CHECK FEE REVENUE - WATER	2,000	2,000	\$ 2,000
12.45431.00.0	TRANSFER OUT - SAFETY FUNDS	(5,000)	(5,000)	\$ (5,000)
12.45500.00.0	INTEREST EARNED OPERATING - WATER	10,000	15,000	\$ 15,000
12.45700.00.0	INSPECTION REVENUE - WATER	35,000	-	\$ 27,100
Water (12)	Total Revenues	\$ 3,476,000	\$ 3,474,000	\$ 3,166,100
Expenditures				
12.59101.00.0	SALARIES - WATER	607,514	588,593	\$ 563,808
12.59103.00.0	OVERHEAD - ADMIN EXPENSES - WATER	547,492	597,308	\$ 481,888
12.59110.00.0	SALARIES OT - WATER	25,000	21,000	\$ 21,000
12.59501.00.0	PAYROLL TAXES - WATER	47,000	112,364	\$ 48,831
12.59502.00.0	EMPLOYEE BENEFITS (RET/MED) - WATER	235,000	281,679	\$ 293,698
12.59505.00.0	EMPLOYMENT COSTS - WATER	1,000	1,000	\$ 1,000
12.59402.00.0	WORKERS' COMP - WATER	37,500	26,460	\$ 30,433
12.59200.00.0	WATER METERS AND SUPPLIES	90,000	90,000	\$ 95,000
12.59300.00.0	OPERATING SUPPLIES & REPAIRS - WATER	110,000	100,000	\$ 100,000
12.59301.00.0	LICENSES AND DUES - WATER EMPLOYEES	3,500	3,500	\$ 3,500
12.59302.00.0	OFFICE SUPPLIES & EXP - WATER	3,000	3,000	\$ 3,000
12.59303.00.0	GAS & OIL - WATER	25,000	20,000	\$ 18,000
12.59304.00.0	FEES, LICENSES & PERMITS - WATER FACILITIES	45,000	45,000	\$ 40,000
12.59305.00.0	UTILITIES & PHONE - WATER	650,000	600,000	\$ 600,000

OLIVEHURST PUBLIC UTILITY DISTRICT

Water (12)

ACCOUNT	DESCRIPTION	2021-22 PRELIMINARY BUDGET	2020-21 AMENDED BUDGET	2019-20 AMENDED BUDGET
12.59306.00.0	OUTSIDE SERVICES - WATER	140,000	120,000	\$ 120,500
12.59307.00.0	PRINTING/PUBLIC/LEGAL NOTICES - WATER	1,000	1,000	\$ 1,000
12.59308.00.0	LAB SUPPLIES	3,000	3,000	\$ 3,000
12.59309.00.0	SMALL TOOLS - WATER	2,500	2,500	\$ 2,500
12.59310.00.0	UNIFORMS - WATER	5,500	5,500	\$ 5,500
12.59311.00.0	CUSTOMER SERVICE & BILLING	50,000	50,000	\$ -
12.59312.00.0	TRAINING & EDUCATION - WATER	2,000	2,000	\$ 2,000
12.59315.00.0	SAFETY SUPPLIES / EXPENSE	4,500	4,500	\$ 4,500
12.59316.00.0	CHLORINE EXPENSE	104,000	104,000	\$ 85,000
12.59320.00.0	POSTAGE & SHIPPING - WATER	2,000	2,000	\$ 2,000
12.59325.00.0	DIRECT ASSESSMENTS - WATER	2,500	2,500	\$ 2,500
12.59339.00.0	FINES AND PENALTIES	-	-	\$ -
12.59350.00.0	LAB TESTING SERVICES - WATER	25,000	25,000	\$ 25,000
12.59401.00.0	GENERAL INSURANCE - WATER	75,085	66,022	\$ 48,218
12.59404.00.0	COMPUTER SERVICES	19,000	19,000	\$ 19,000
12.59405.00.0	LEGAL FEES - WATER	10,000	10,000	\$ 10,000
12.59425.00.0	SECURITY - WATER	14,000	12,000	\$ 12,000
12.59551.00.0	BOARD COMMUNITY OUTREACH	500	500	\$ 500
12.59600.00.0	CAPITAL OUTLAY - WATER	5,000	5,000	\$ 60,000
12.59650.00.0	RAISING IRON - WATER	100,000	80,000	\$ 100,000
12.59801.00.0	BLDGS & IMPROVEMENTS - WATER	2,000	2,000	\$ 2,000
12.59802.00.0	AUTO & OTHER EQUIP EXP - WATER	9,000	21,000	\$ 29,000
12.59805.00.0	VEHICLE REPLACEMENT	60,000	54,000	\$ -
12.59902.00.0	CASH SHORT/(OVER) - WATER	250	250	\$ 250
12.59903.00.0	MISCELLANEOUS EXP - WATER	-	-	\$ -
12.59952.00.0	CONSERVATION EXPENSES	5,000	5,000	\$ 5,000
12.65100.00.0	LOAN - WWT	70,637	70,637	\$ 70,637
12.65704.00.0	DEPRECIATION EXPENSE - WATER	\$ 100,000	100,000	\$ 100,000
Water (12)	Total Expenditures	\$ 3,239,478	\$ 3,257,314	\$ 3,010,263

OLIVEHURST PUBLIC UTILITY DISTRICT

Water (12)

ACCOUNT	DESCRIPTION	2021-22 PRELIMINARY BUDGET	2020-21 AMENDED BUDGET	2019-20 AMENDED BUDGET
Excess of Revenues over Expenditures for Report		\$ 236,523	\$ 216,687	\$ 155,838
	Reserve: Capital Facilities	\$ (236,522)	\$ (216,687)	\$ (155,838)
				\$ -
	Surplus(Deficit)	\$ 1	\$ -	\$ -

Waste Water Fund



OLIVEHURST PUBLIC UTILITY DISTRICT

Waste Water (13)

ACCOUNT	DESCRIPTION	2021-22 PRELIMINARY BUDGET	2020-21 AMENDED BUDGET	2019-20 AMENDED BUDGET	COMMENTS
Revenues					
13.41100.00.0	SALES - RESIDENTIAL - SEWER	3,600,000	3,505,000	\$ 3,369,715	
13.41210.00.0	SALES - ADA SEWER	58,000	58,000	\$ 58,000	
13.42300.00.0	PENALTY & FEES - SEWER	-	18,000	\$ 18,000	
13.42400.00.0	ADMIN AND DELINQUENT CHARGES - SEWER	-	25,000	\$ 25,000	
13.42600.00.0	SERVICE FEES - SEWER BILL COPY FEE	3,000	3,000	\$ 3,000	
13.45101.00.0	GOLD VILLAGE REIMBURSEMENT	110,000	110,000	\$ 110,000	
13.45103.00.0	MISCELLANEOUS REVENUE - SEWER	-		\$ -	
13.45150.00.0	ADMIN. FEES REVENUE - WWTF CAP	-		\$ -	
13.45160.00.0	PLAN CHECK FEE REVENUE - SEWER	1,000	1,000	\$ 1,000	
13.45431.00.0	TRANSFER OUT - SAFETY FUNDS	(5,000)	(5,000)	\$ (5,000)	
13.45500.00.0	INTEREST EARNED OPERATING - SEWER	10,000		\$ -	
Waster Water (13)	Total Revenues	\$ 3,777,000	\$ 3,715,000	\$ 3,579,715	
13.59101.00.0	SALARIES - SEWER	720,000	614,993	\$ 554,808	
13.59103.00.0	OVERHEAD - ADMIN EXPENSES - SEWER	541,408	\$ 596,183	\$ 481,888	
13.59110.00.0	SALARIES OT - WASTE WATER	20,000	20,000	\$ 30,000	
13.59501.00.0	PAYROLL TAXES - SEWER	55,100	103,807	\$ 57,002	
13.59502.00.0	EMPLOYEE BENEFITS (RET/MED) - SEWER	295,000	296,069	\$ 264,850	
13.59505.00.0	EMPLOYMENT COSTS - SEWER	1,250	1,250	\$ 1,250	
13.59402.00.0	WORKERS' COMP - SEWER	43,000	32,160	\$ 36,216	
13.59300.00.0	OPERATING SUPPLIES & REPAIRS - SEWER	40,000	50,000	\$ 80,000	
13.59301.00.0	LICENSES AND DUES - SEWER EMPLOYEES	5,000	5,000	\$ 5,000	
13.59302.00.0	OFFICE SUPPLIES & EXP - SEWER	5,000	5,000	\$ 5,000	
13.59303.00.0	GAS & OIL - SEWER	15,000	10,000	\$ 15,000	
13.59304.00.0	FEES, LICENSES & PERMITS - SEWER FACILITIES	50,000	50,000	\$ 65,000	
13.59305.00.0	UTILITIES & PHONE - SEWER	550,000	500,000	\$ 475,000	
13.59306.00.0	OUTSIDE SERVICES - SEWER	100,000	120,000	\$ 100,000	
13.59307.00.0	PRINTING/PUBLIC/LEGAL NOTICES - SEWER	2,000	2,000	\$ 2,000	
13.59308.00.0	LAB SUPPLIES & EQUIPMENT - SEWER	25,000	25,000	\$ 25,000	
13.59309.00.0	SMALL TOOLS - SEWER	8,000	6,000	\$ 6,000	
13.59310.00.0	UNIFORMS - SEWER	5,000	5,000	\$ 5,000	
13.59311.00.0	CUSTOMER SERVICE & BILLING	50,000	50,000	\$ -	
13.59312.00.0	TRAINING & EDUCATION - SEWER	5,000	5,000	\$ 5,000	
13.59313.00.0	UNEMPLOYMENT - SEWER		4,000	\$ 5,000	
13.59315.00.0	SAFETY SUPPLIES / EXPENSE	7,500	7,000	\$ 6,500	
13.59318.00.0	CHEMICALS	15,000	15,000	\$ 16,500	
13.59319.00.0	INTERNSHIP PROGRAM EXPENSE			\$ -	
13.59320.00.0	POSTAGE & SHIPPING - SEWER	1,500	2,500	\$ 5,000	
13.59325.00.0	DIRECT ASSESSMENTS - SEWER	3,000	3,000	\$ 3,000	
13.59333.00.0	PUMPS, MOTORS, EQUIPMENT	80,000	80,000	\$ 80,000	
13.59337.00.0	SLUDGE DISPOSAL	20,000	20,000	\$ 20,000	
13.59350.00.0	LAB TESTING SERVICES - SEWER	6,000	55,000	\$ 60,000	

OLIVEHURST PUBLIC UTILITY DISTRICT

Waste Water (13)

ACCOUNT	DESCRIPTION	2021-22 PRELIMINARY BUDGET	2020-21 AMENDED BUDGET	2019-20 AMENDED BUDGET	COMMENTS
13.59401.00.0	GENERAL INSURANCE - SEWER	99,600	104,035	\$ 75,981	
13.59403.00.0	TRANSPORTATION & TRAVEL - SEWER	1,500	1,000	\$ 500	
13.59404.00.0	COMPUTER SERVICES	25,000	25,000	\$ 28,500	
13.59405.00.0	LEGAL FEES - SEWER	15,000	15,000	\$ 10,000	
13.59421.00.0	ADMIN EXPENSE - SEWER CAPACITY FEES			\$ -	
13.59425.00.0	SECURITY - SEWER	4,000	4,000	\$ 4,500	
13.59551.00.0	BOARD COMMUNITY OUTREACH	500	500	\$ 500	
13.59600.00.0	CAPITAL OUTLAY - SEWER	400,000	201,000	\$ 92,245	
13.59650.00.0	RAISING IRON - SEWER	150,000	100,000	\$ 100,000	
13.59700.00.0	RENTS & LEASES - SEWER	7,500	7,500	\$ 5,000	
13.59801.00.0	BLDGS & IMPROVEMENTS - SEWER	5,000	5,000	\$ 5,000	
13.59802.00.0	AUTO & OTHER EQUIP EXP - SEWER	20,000	20,000	\$ 25,000	
13.59803.00.0	UV FILTER REPAIR	80,000	80,000		
13.59805.00.0	VEHICLE REPLACEMENT	30,000	30,000	\$ 25,000	
13.59902.00.0	CASH SHORT/(OVER) - SEWER	250	250	\$ 250	
13.65704.00.0	DEPRECIATION EXPENSE - SEWER	300,000	300,000	\$ 300,000	
		\$ 3,807,108	\$ 3,577,248	\$ 3,082,490	
31 (SEWER COLLECTION)					
13.59300.31.0	OPERATING SUPPLIES & REPAIRS - SEWER COLLECT	30,000	30,000	\$ 45,000	
13.59302.31.0	OFFICE SUPPLIES & EXP - SEWER COLLECTIONS	500	500	\$ 500	
13.59303.31.0	GAS & OIL - SEWER COLLECTION	18,000	15,000	\$ 15,000	
13.59304.31.0	FEES, LICENSES & PERMITS - COLLECTIONS	2,000	1,000	\$ 3,000	
13.59306.31.0	OUTSIDE SERVICES - SEWER COLLECTIONS SYSTEM	60,000	60,000	\$ 55,000	
13.59309.31.0	SMALL TOOLS - SEWER COLLECTIONS	5,000	5,000	\$ 4,000	
13.59315.31.0	SAFETY SUPPLIES / EQUIP - COLLECTIONS	5,000	5,000	\$ 3,500	
13.59318.31.0	CHEMICALS - SEWER COLLECTION	1,500	1,500	\$ 1,500	
13.59333.31.0	PUMPS, MOTORS, EQUIPMENT - SEWER COLECTION	30,000	60,000	\$ 30,000	
13.59600.31.0	CAPITAL OUTLAY - SEWER COLLECTION	50,000	175,000	\$ 175,000	
13.59700.31.0	RENTS & LEASES - SEWER COLLECTIONS	4,500	4,500	\$ 3,000	
13.59802.31.0	AUTO & OTHER EQUIP EXP - COLLECTIONS	15,000	20,000	\$ 20,000	
31 (SEWER COLLECTION)	Total Expenditures	\$ 221,500	\$ 377,500	\$ 355,500	
Total Expenditures		4,028,608	3,954,748	\$ 3,437,990	
Excess of Revenues over Expenditures for Report		251,608-	239,748-	\$ 141,725	
	Loan to Water Fund: USDA Repayment	70,637	70,637	\$ 70,637	
	From Reserve Capital Asset Repair			\$ 480,000	
	Reserve: Capital Facilities	180,971	169,111	\$ (213,526)	
		\$ (0)	\$ -	\$ 478,836	

OLIVEHURST PUBLIC UTILITY DISTRICT

		2021-22 PRELIMINARY BUDGET	2020-21 Budget	2019-20 Budget	2018-19 Budget
CFD 2002-1					
18.41000.00.0	CFD 2002-1 REVENUE	628,756	628,756	631,412	1,003,223
18.45500.00.0	INTEREST EARNED - CFD 2002-1	75,000	3,500	3,500	3,500
		\$ 703,756	\$ 632,256	\$ 634,912	\$ 1,006,723
18.59306.00.0	CFD 2002-1 - ADMIN EXPENSE	45,000	45,000	45,000	35,000
18.59405.00.0	LEGAL FEES - CFD 2002-1				
18.59406.00.0	LEGAL FEES - CFD 2002-1				
18.59412.00.0	JUDICIAL FORECLOSURE EXPENSES	4,000	4,625	4,644	
18.59910.00.0	PLOG REPAYMENT EXPENSE	-	-	-	792,204
18.65103.00.0	Bond Repayment - CFD 2002-1	573,290	579,132	548,982	175,000
		\$ 622,290	\$ 628,757	\$ 598,626	\$ 1,002,204
	Surplus/(Deficit)	81,466	3,499	36,286	4,519
CFD 2005-1					
19.41000.00.0	CFD 2005-1 REVENUE			-	
19.59405.00.0	CFD 2005-1 LEGAL EXPENSE	-	-	-	
	Surplus/(Deficit) \$	-	\$ -	\$ -	\$ -
CFD 2005-2					
20.41000.00.0	CFD 2005-2 REVENUE	100,000	57,000	60,000	60,000
		\$ 100,000	\$ 57,000	\$ 60,000	\$ 60,000
20.59300.03.0	TRANSFER TO FUTURE PARK MAINTENANCE RESERVE	90,000	52,000	55,000	55,000
20.59306.00.0	CFD 2005-2 ADMIN EXPENSES	10,000	5,000	5,000	5,000
	Surplus/(Deficit) \$	-	\$ -	\$ -	\$ -

OLIVEHURST PUBLIC UTILITY DISTRICT

Fiscal Year	Previous Year's Appropriation of Tax Proceeds	CPI	Population Growth	Current Year's Appropriation of Tax Proceeds
2006/2007				\$ 1,754,384.60
2007/2008	\$ 1,754,384.60	1.0442000000	1.0494000000	\$ 1,922,425.66
2008/2009	\$ 1,922,425.66	1.0429000000	1.0328000000	\$ 2,070,658.37
2009/2010	\$ 2,070,658.37	1.0062000000	1.0293000000	\$ 2,144,542.90
2010/2011	\$ 2,144,542.90	0.9746000000	1.0178000000	\$ 2,127,274.78
2011/2012	\$ 2,127,274.78	1.0251000000	1.0148000000	\$ 2,212,943.28
2012/2013	\$ 2,212,943.28	1.0377000000	1.0057000000	\$ 2,309,460.56
2013/2014	\$ 2,309,460.56	1.0512000000	1.0110000000	\$ 2,454,409.70
2014/2015	\$ 2,454,409.70	0.9977000000	1.0062970000	\$ 2,464,184.42
2015/2016	\$ 2,464,184.42	1.0382000000	1.0008490000	\$ 2,560,488.28
2016/2017	\$ 2,560,488.28	1.0537000000	1.0066000000	\$ 2,715,793.21
2017/2018	\$ 2,715,793.21	1.0369000000	1.0035000000	\$ 2,825,862.00
2018/2019	\$ 2,825,862.00	1.0367000000	1.0078000000	\$ 2,952,421.79
2019-2020	\$ 2,952,421.79	1.0385000000	1.0100000000	\$ 3,096,750.93
2020-2021	\$ 3,096,750.93	1.0373000000	1.0272000000	\$ 3,299,633.21
2021-2022	\$ 3,299,633.21	1.0573000000	1.0108000000	\$ 3,526,380.17

OLIVEHURST PUBLIC UTILITY DISTRICT

Intrafund Advances

Fund 11 (General Fund Administration) Advance to Fund 11 (General Fund Fire Department)

50% of Purchase Price for Command Vehicle

*Approved By Board
06/21/2018*

Loan Date:	07/01/2018	30,000.00	Term	Rate
			5	1.00%
		<u>30,000.00</u>	Annual	
			Payment	\$6,181.19

Date	Payment	Interest	Principal	Balance
30-Jun-19	\$6,181.19	\$36.99	\$6,144.21	\$23,855.79
30-Jun-20	6,181.19	238.56	5,942.64	17,913.16
30-Jun-21	6,181.19	179.13	6,002.06	11,911.09
30-Jun-22	6,181.19	119.11	6,062.08	5,849.01
30-Jun-23	5,907.50	58.49	5,849.01	(0.00)

Fund 11 (General Fund Administration) Advance to Fund 11 (General Fund Fire Department)

50% of Purchase Price for Fire Engine 314

*Approved By Board
06/21/2018
(Modification)*

Loan Date:	07/01/2018	220,549.83	Term	Rate
			20	1.00%
		<u>220,549.83</u>	Annual	
			Payment	\$12,221.84

	Date	Payment	Interest	Principal	Balance
1	30-Jun-18	\$12,221.84	\$271.91	\$11,949.93	\$208,599.90
2	30-Jun-19	12,221.84	2,086.00	10,135.84	198,464.06
3	30-Jun-20	12,221.84	1,984.64	10,237.20	188,226.87
4	30-Jun-21	12,221.84	1,882.27	10,339.57	177,887.30
5	30-Jun-22	12,221.84	1,778.87	10,442.97	167,444.33
6	30-Jun-23	12,221.84	1,674.44	10,547.39	156,896.94
7	30-Jun-24	12,221.84	1,568.97	10,652.87	146,244.07
8	30-Jun-25	12,221.84	1,462.44	10,759.40	135,484.67
9	30-Jun-26	12,221.84	1,354.85	10,866.99	124,617.68
10	30-Jun-27	12,221.84	1,246.18	10,975.66	113,642.02
11	30-Jun-28	12,221.84	1,136.42	11,085.42	102,556.60
12	30-Jun-29	12,221.84	1,025.57	11,196.27	91,360.33
13	30-Jun-30	12,221.84	913.60	11,308.24	80,052.09
14	30-Jun-31	12,221.84	800.52	11,421.32	68,630.77
15	30-Jun-32	12,221.84	686.31	11,535.53	57,095.24
16	30-Jun-33	12,221.84	570.95	11,650.89	45,444.36
17	30-Jun-34	12,221.84	454.44	11,767.39	33,676.96
18	30-Jun-35	12,221.84	336.77	11,885.07	21,791.89
19	30-Jun-36	12,221.84	217.92	12,003.92	9,787.97
20	30-Jun-37	9,885.86	97.88	9,787.98	(0.00)

OLIVEHURST PUBLIC UTILITY DISTRICT

Interfund Advances

Fund 13 (Waste Water) Advance to Fund 12 (Water)

Date	03/14/2017	626,240.90	18 years	1.00%	<i>Approved By Board 06/15/2017</i>
		532,089.61			
		1,158,330.51		\$70,637.37	

	Date	Payment	Interest	Principal	Balance
1	30-Jun-17	\$70,637.37	\$3,395.65	\$67,241.71	\$1,091,088.80
2	30-Jun-18	\$70,637.37	\$10,910.89	\$59,726.48	\$1,031,362.32
3	30-Jun-19	\$70,637.37	\$10,313.62	\$60,323.74	\$971,038.58
4	30-Jun-20	\$70,637.37	\$9,710.39	\$60,926.98	\$910,111.59
5	30-Jun-21	\$70,637.37	\$9,101.12	\$61,536.25	\$848,575.34
6	30-Jun-22	\$70,637.37	\$8,485.75	\$62,151.61	\$786,423.73
7	30-Jun-23	\$70,637.37	\$7,864.24	\$62,773.13	\$723,650.60
8	30-Jun-24	\$70,637.37	\$7,236.51	\$63,400.86	\$660,249.74
9	30-Jun-25	\$70,637.37	\$6,602.50	\$64,034.87	\$596,214.87
10	30-Jun-26	\$70,637.37	\$5,962.15	\$64,675.22	\$531,539.65
11	30-Jun-27	\$70,637.37	\$5,315.40	\$65,321.97	\$466,217.68
12	30-Jun-28	\$70,637.37	\$4,662.18	\$65,975.19	\$400,242.49
13	30-Jun-29	\$70,637.37	\$4,002.42	\$66,634.94	\$333,607.55
14	30-Jun-30	\$70,637.37	\$3,336.08	\$67,301.29	\$266,306.26
15	30-Jun-31	\$70,637.37	\$2,663.06	\$67,974.30	\$198,331.96
16	30-Jun-32	\$70,637.37	\$1,983.32	\$68,654.05	\$129,677.91
17	30-Jun-33	\$70,637.37	\$1,296.78	\$69,340.59	\$60,337.32
18	30-Jun-34	\$70,637.37	\$603.37	\$53,268.34	\$7,068.98

BOND DEBT SERVICE

Olivehurst Public Utility District - Refunding of CFD No. 2002-1
 Private Placement Refunding with Municipal Finance Corporation

<u>Ending Period</u>	<u>Principal</u>	<u>Coupon</u>	<u>Interest</u>	<u>Debt Service</u>	<u>Annual Debt Service</u>
03/01/2019			180,637.10		
09/01/2019	245,700.00	4.00%	154,098.00	399,798.00	580,435.10
03/01/2020			149,184.00		
09/01/2020	283,400.00	4.00%	149,184.00	432,584.00	581,768.00
03/01/2021			143,516.00		
09/01/2021	292,100.00	4.00%	143,516.00	435,616.00	579,132.00
03/01/2022			137,674.00		
09/01/2022	303,400.00	4.00%	137,674.00	441,074.00	578,748.00
03/01/2023			131,606.00		
09/01/2023	317,600.00	4.00%	131,606.00	449,206.00	580,812.00
03/01/2024			125,254.00		
09/01/2024	329,300.00	4.00%	125,254.00	454,554.00	579,808.00
03/01/2025			118,668.00		
09/01/2025	340,900.00	4.00%	118,668.00	459,568.00	578,236.00
03/01/2026			111,850.00		
09/01/2026	355,400.00	4.00%	111,850.00	467,250.00	579,100.00
03/01/2027			104,742.00		
09/01/2027	369,400.00	4.00%	104,742.00	474,142.00	578,884.00
03/01/2028			97,354.00		
09/01/2028	383,100.00	4.00%	97,354.00	480,454.00	577,808.00
03/01/2029			89,692.00		
09/01/2029	399,700.00	4.00%	89,692.00	489,392.00	579,084.00
03/01/2030			81,698.00		
09/01/2030	416,600.00	4.00%	81,698.00	498,298.00	579,996.00
03/01/2031			73,366.00		
09/01/2031	432,300.00	4.00%	73,366.00	505,666.00	579,032.00
03/01/2032			64,720.00		
09/01/2032	448,500.00	4.00%	64,720.00	513,220.00	577,940.00
03/01/2033			55,750.00		
09/01/2033	467,300.00	4.00%	55,750.00	523,050.00	578,800.00
03/01/2034			46,404.00		
09/01/2034	485,600.00	4.00%	46,404.00	532,004.00	578,408.00
03/01/2035			36,692.00		
09/01/2035	504,100.00	4.00%	36,692.00	540,792.00	577,484.00
03/01/2036			26,610.00		
09/01/2036	427,500.00	4.00%	26,610.00	454,110.00	480,720.00
03/01/2037			18,060.00		
09/01/2037	443,000.00	4.00%	18,060.00	461,060.00	479,120.00
03/01/2038			9,200.00		
09/01/2038	460,000.00	4.00%	9,200.00	469,200.00	478,400.00
	\$ 7,704,900.00		\$ 3,578,815.10	\$ 9,481,038.00	\$ 11,283,715.10

**OLIVEHURST PUBLIC UTILITY DISTRICT
2021-2022-Allocations**

		Fund	Department
Property Taxes			
REVENUE	Pool	1.196%	11 01
	Parks (OH)	13.036%	11 02
	Parks (Lighting)	12.136%	11 05
	Parks (J.Ditch)	0.632%	11 06
	Fire	73.000%	11 09
Admin. Allocation		%	
	Fire	4.00%	11 09
	Parks (OH)	1.50%	11 02
	Parks (CSA 66)	3.50%	11 03
	Water	45.00%	12 00
	Wastewater	45.00%	13 00
	CFD 2002-1	0.80%	18 00
	CFD 2005-2	0.20%	20 00
Engineering			
	Parks (OH)	0.88%	11 02
	Parks (CSA 66)	10.12%	11 03
	Water	44.50%	12 00
	Wastewater	44.50%	13 00
Parks			
COST	Parks (OH)	6.00%	11 02
	Parks (CSA 66)	94.00%	11 03
Property & Liability Insurance			
	Parks (OH)	1.00%	11 02
	Parks (CSA 66)	14.00%	11 03
	Fire	6.00%	11 09
	Water	34.00%	12 00
	Wastewater	45.00%	13 00

OLIVEHURST PUBLIC UTILITY DISTRICT

Worker's Comp

Waterwork Operations	5.19	12	00
Sanitary/Sanitation Ops	6.70	13	00
Firefighters	5.64	11	09
Volunteer Firefighter-per cap	325.09	11	09
Salespersons - Outside	0.63	11	00
Clerical/Office Employees	0.58	11	00
Non-Manual Labor(Mgrs & R	1.90		
Manual Labor (Park&Landsc	8.83	11	02
		11	03
Experience Modification 202	75.00%		

OPUD NON-MANAGEMENT BASE PAY

POSITION	STEP 1	STEP 2	STEP 3	STEP 4	STEP 5	FTE
Business Office						
Account Clerk I	\$17.67	\$18.55	\$19.48	\$20.46	\$21.48	
Account Clerk II	\$20.45	\$21.47	\$22.55	\$23.68	\$24.86	3
Administrative Assistant (Public Wks)	\$25.67	\$26.95	\$28.30	\$29.72	\$31.20	1
Accounting Specialist	\$26.60	\$27.93	\$29.33	\$30.80	\$32.34	
District Clerk / Executive Assistant	\$25.92	\$27.22	\$28.58	\$30.01	\$31.51	1
Utility Department						
Water Treatment Operator	\$23.96	\$25.16	\$26.42	\$27.74	\$29.13	2
Engineering Technician	\$19.89	\$20.89	\$21.93	\$23.03	\$24.18	1
Field Service Technician	\$15.75	\$16.54	\$17.37	\$18.24	\$19.15	1
Laboratory Analyst	\$21.66	\$22.74	\$23.88	\$25.07	\$26.33	
Laboratory Director	\$25.67	\$26.95	\$28.30	\$29.72	\$31.20	1
WW Collect Sys Operator Apprentice	\$16.28	\$17.10	\$17.95	\$18.85	\$19.79	
Wastewater Collection System Op I	\$19.00	\$19.95	\$20.95	\$22.00	\$23.10	
Wastewater Collection System Op II	\$22.06	\$23.16	\$24.32	\$25.53	\$26.81	3
Wastewater Collection System Op II/ District Inspector II	\$24.82	\$26.06	\$27.36	\$28.73	\$30.17	New Position Eff 10-2020
Utility Worker	\$15.75	\$16.54	\$17.37	\$18.24	\$19.15	2
Utility Worker/District Inspector I	\$17.72	\$18.60	\$19.53	\$20.51	\$21.54	New Position Eff 10-2020
Utility Operator I	\$20.73	\$21.76	\$22.85	\$23.99	\$25.19	1
Utility Operator II	\$24.57	\$25.80	\$27.09	\$28.45	\$29.87	
Utility Operator III	\$29.16	\$30.62	\$32.15	\$33.76	\$35.45	3
WWTF Operator Grade II	\$23.96	\$25.16	\$26.42	\$27.74	\$29.13	2
Park Maintenance Coordinator	\$22.26	\$23.37	\$24.54	\$25.77	\$27.06	1
Park Maintenance Worker I	\$15.75	\$16.54	\$17.37	\$18.24	\$19.15	1
Park Maintenance Worker II	\$20.21	\$21.22	\$22.28	\$23.39	\$24.56	
Fire Department						
Firefighter	\$14.42	\$15.14	\$15.90	\$16.69	\$17.53	4
Engineer	\$16.00	\$16.80	\$17.64	\$18.52	\$19.44	
Captain	\$19.20	\$20.16	\$21.17	\$22.23	\$23.34	2

OLIVEHURST PUBLIC UTILITY DISTRICT
MANAGEMENT BASE PAY

POSITION	Base Salary as of 07/01/2021
Accountant	\$70,638.00
Engineer	\$83,985.00
Financial Manager	\$104,354.00
General Manager	\$137,690.00
Office Manager/Human Resource Coordinator	\$82,493.00
Waste Water Chief Plant Operator	\$97,492.00
Water & Parks Operations Manager	\$85,784.00